

---

**UNITED STATES  
SECURITIES AND EXCHANGE COMMISSION**  
Washington, D.C. 20549

---

**FORM 10-K**

---

**ANNUAL REPORT PURSUANT TO SECTION 13 OR 15(d) OF THE SECURITIES EXCHANGE ACT OF 1934**

**For the fiscal year ended December 31, 2014**

**TRANSITION REPORT UNDER SECTION 13 OR 15(d) OF THE SECURITIES EXCHANGE ACT OF 1934**

**Commission file number 000-54213**

**NORTH BAY RESOURCES INC.**

(Exact name of registrant as specified in its charter)

**Delaware**

(State or other jurisdiction of incorporation or organization)

**83-0402389**

(IRS Employer Identification No.)

**3995 Yerkes Road**

**Collegeville, Pennsylvania 19426**

(Address of principal executive offices)

**(215) 661-1100**

(Issuer's telephone number, including area code)

---

(Former name, former address and former fiscal year, if changed since last report)

Securities registered pursuant to Section 12(b) of the Act: None

Securities registered pursuant to Section 12(g) of the Act:

**Class A Common Stock, \$0.00001 par value**

Indicate by check mark if the registrant is a well-known seasoned issuer, as defined in Rule 405 of the Securities Act. Yes  No

Indicate by check mark if the registrant is not required to file reports pursuant to Section 13 or Section 15(d) of the Exchange Act. Yes  No

Indicate by check mark whether the registrant (1) has filed all reports required to be filed by Section 13 or 15(d) of the Securities Exchange Act of 1934 during the preceding 12 months (or for such shorter period that the registrant was required to file such reports), and (2) has been subject to such filing requirements for the past 90 days. Yes  No

Indicate by check mark whether the registrant has submitted electronically and posted on its corporate Web site, if any, every Interactive Data File required to be submitted and posted pursuant to Rule 405 of Regulation S-T during the preceding 12 months (or for such shorter period that the registrant was required to submit and post such files). Yes  No

Indicate by check mark if disclosure of delinquent filers pursuant to Item 405 of Regulation S-K is not contained herein, and will not be contained, to the best of registrant's knowledge, in definitive proxy or information statements incorporated by reference in Part III of this Form 10-K or any amendment to this Form 10-K.

---

[Table of Contents](#)

Indicate by check mark whether the registrant is a large accelerated filer, an accelerated filer, a non-accelerated filer, or a smaller reporting company. See definition of “accelerated filer”, “large accelerated filer” and “smaller reporting company” in Rule 12b-2 of the Exchange Act.

(Check one):

Large accelerated filer

Accelerated filer

Non-accelerated filer

Smaller reporting company

Indicate by check mark whether the registrant is a shell company (as defined in Rule 12b-2 of the Exchange Act). Yes  No

State the aggregate market value of the voting and non-voting common equity held by non-affiliates computed by reference to the price at which the common equity was sold, or the average bid and asked price of such common equity, as of the last business day of the registrant’s most recently completed second fiscal quarter (June 30, 2014): \$1,911,084\*

Indicate the number of shares outstanding of each of the registrant’s classes of common stock, as of the latest practicable date: 22,177,215 as of March 31, 2015.

\*As reported on the Over-the-Counter Bulletin Board (OTCBB) and OTCQB. Excludes 117,851 shares of common stock deemed to be held by officers and directors and stockholders whose ownership exceeds ten percent of the shares outstanding at June 30, 2013. Exclusion of shares held by any person should not be construed to indicate that such person possesses the power, direct or indirect, to direct or cause the direction of the management or policies of the registrant, or that such person is controlled by or under common control with the registrant. The OTCBB and OTCQB are centralized quotation services that collect and distribute market maker quotations for securities traded in the over-the-counter market. They display real-time quotes, last-sale prices, and volume information for many over-the-counter securities that are not listed on the Nasdaq Stock Market or a national securities exchange. However, they are not recognized as an established trading market for securities. The registrant’s common stock currently trades on the OTC Pink Market.

**DOCUMENTS INCORPORATED BY REFERENCE**

None.

---

**TABLE OF CONTENTS**

	<b><u>Page</u></b>
<b>PART I</b>	
Item 1. <a href="#">Business</a>	6
Item 1A. <a href="#">Risk Factors</a>	10
Risks Relating to Our Company	
Risks Associated with Our Common Stock in General	
Item 1B. <a href="#">Unresolved Staff Comments</a>	10
Item 2. <a href="#">Properties</a>	10
<a href="#">Ruby Mine</a>	
<a href="#">BC Properties</a>	
Item 3. <a href="#">Legal Proceedings</a>	45
Item 4. <a href="#">Mine Safety Disclosures</a>	45
<b>PART II</b>	
Item 5. <a href="#">Market for Registrant’s Common Equity, Related Stockholder Matters and Issuer Purchases of Equity Securities</a>	46
Item 6. <a href="#">Selected Financial Data</a>	50
Item 7. <a href="#">Management’s Discussion and Analysis of Financial Condition and Results of Operations</a>	50
Item 8. <a href="#">Financial Statements and Supplementary Data</a>	65
<a href="#">Consolidated Balance Sheets</a>	66
<a href="#">Consolidated Statements of Operations</a>	67
<a href="#">Consolidated Statements of Stockholders’ Equity (Deficit)</a>	68
<a href="#">Consolidated Statements of Cash Flows</a>	69
<a href="#">Notes to the Financial Statements</a>	70
Item 9. <a href="#">Changes in and Disagreements with Accountants on Accounting and Financial Disclosure</a>	94
Item 9A. <a href="#">Controls and Procedures</a>	94
<b>PART III</b>	
Item 10. <a href="#">Directors, Executive Officers and Corporate Governance</a>	95
Item 11. <a href="#">Executive Compensation</a>	96
Item 12. <a href="#">Security Ownership of Certain Beneficial Owners and Management and Related Stockholder Matters</a>	100
Item 13. <a href="#">Certain Relationships and Related Transactions, and Director Independence</a>	101
Item 14. <a href="#">Principal Accountant Fees and Services</a>	101
<b>PART IV</b>	
Item 15. <a href="#">Exhibits and Financial Statement Schedules</a>	102
<a href="#">SIGNATURES</a>	103
<a href="#">EXHIBIT INDEX</a>	104

---

## PART I

### Forward-Looking Statements

Certain statements contained in this report (including information incorporated by reference) are “forward-looking statements” within the meaning of Section 27A of the Securities Act of 1933, as amended, and Section 21E of the Securities Exchange Act of 1934, as amended, and are intended to be covered by the safe harbor provided for under these sections. Our forward-looking statements include, without limitation:

- Statements regarding future earnings;
- Estimates of future mineral production and sales, for specific operations and on a consolidated or equity basis;
- Estimates of future costs applicable to sales, other expenses and taxes for specific operations and on a consolidated basis;
- Estimates of future cash flows;
- Estimates of future capital expenditures and other cash needs, for specific operations and on a consolidated basis, and expectations as to the funding thereof;
- Estimates regarding timing of future capital expenditures, construction, production or closure activities;
- Statements as to the projected development of certain ore deposits, including estimates of development and other capital costs and financing plans for these deposits;
- Estimates of reserves and statements regarding future exploration results and reserve replacement and the sensitivity of reserves to metal price changes;
- Statements regarding our ability to raise capital and the availability and costs related to future borrowing, debt repayment and financing;
- Statements regarding modifications to hedge and derivative positions;
- Statements regarding future transactions;
- Statements regarding the impacts of changes in the legal and regulatory environment in which we operate;
- Unexpected changes in business and economic conditions;
- Changes in interest rates and currency exchange rates;
- Technological changes in the mining industry;
- Changes in exploration and overhead costs;
- The level of demand for our products;
- Changes in our business strategy;
- Changes in exploration results;
- Estimates of future costs and other liabilities for certain environmental matters.

[Table of Contents](#)

- Interpretation of drill hole results and the geology, grade and continuity of mineralization;
- The uncertainty of mineralized material estimates and timing of development expenditures;
- Results of future feasibility studies, if any;
- Timing and amount of production, if any;
- Access to and availability of materials, equipment, supplies, labor and supervision, power and water; and
- Commodity price fluctuations;

Where we express an expectation or belief as to future events or results, such expectation or belief is expressed in good faith and believed to have a reasonable basis. However, our forward-looking statements are subject to risks, uncertainties, and other factors, which could cause actual results to differ materially from future results expressed, projected or implied by those forward-looking statements. Such risks include, but are not limited to: the ability of North Bay Resources Inc. to obtain or maintain necessary financing; the price of gold, silver and other commodities; currency fluctuations; geological and metallurgical assumptions; operating performance of equipment, processes and facilities; labor relations; timing of receipt of necessary governmental permits or approvals; domestic laws or regulations, particularly relating to the environment and mining; domestic and international economic and political conditions; and other risks and hazards associated with mining operations. More detailed information regarding these factors is included in Item 1, Business, Item 1A, Risk Factors, and elsewhere throughout this report. Given these uncertainties, readers are cautioned not to place undue reliance on our forward-looking statements.

**Available Information**

The Company maintains an internet website at [www.northbayresources.com](http://www.northbayresources.com). The Company makes available, free of charge, through the Investor Information section of the web site, its Annual Reports on Form 10-K, Quarterly Reports on Form 10-Q, Current Reports on Form 8-K, Section 16 filings and all amendments to those reports, as soon as reasonably practicable after such material is electronically filed with the Securities and Exchange Commission. Any of the foregoing information is available in print to any stockholder who requests it by contacting our Investor Relations Department at 215-661-1100.

**Item 1. Business**

**Corporate Background and Our Business**

The Company was incorporated in the State of Delaware on June 18, 2004 under the name Ultimate Jukebox, Inc. On September 4, 2004, Ultimate Jukebox, Inc. merged with NetMusic Corporation, and subsequently changed the Company name to NetMusic Entertainment Corporation. On March 10, 2006, the Company ceased digital media distribution operations, began operations as a natural resources company, and changed the Company name to Enterayon, Inc. On January 15, 2008, the Company merged with and assumed the name of its wholly-owned subsidiary, North Bay Resources Inc. As a result of the merger, Enterayon, Inc. was effectively dissolved, leaving North Bay Resources Inc. as the remaining company.

The Company's business plan is based on the Generative Business Model, which we believe can generate a steady stream of revenue before any property is ever developed into a commercial mining operation. The Generative Business Model comprises the following steps:

1. Targeting and acquiring mining properties with good historical assays. (1)
2. Identifying potential partners for the development of each of the Company's properties and entering into joint-venture or option agreements. In most cases, the partner is another mining company whose shares trade on a public exchange.
3. The initial agreement usually comprises a small non-refundable cash payment in advance and a significant number of shares in the stock of the partner or acquiring company. Cash and shares increase in staged payments on the anniversary date of the agreement. In the case of an option agreement, the Company will retain a Net Smelter Royalty with a buyout provision should the property be the site of a major discovery and/or developed into a commercially-operating mine. In the case of a joint-venture, we retain a percentage of ownership, typically 50%, in the event the partner satisfies all the terms of the contract to completion. (2)
4. The partner or acquiring company also must commit to a specific work program over a period of several years to develop the property, often involving a commitment of several million dollars.
5. We believe these work programs enable us to maintain our properties for little or no cost, as the annual maintenance fees due to the government are offset by the amount of money spent on property exploration and development paid for by our partners. Any surplus of expenditures beyond what is due to maintain the properties can then be applied as "portable assessment credits" towards the maintenance of other Company properties that are not yet producing revenue but which have good prospects of doing so in the future. (3)
6. If at anytime the partner defaults on the work agreement or does not make staged cash or stock payments by the anniversary date, the property then reverts back to us, which then leaves us free to find another partner and begin the process all over again.

(1) The acquisition of a mining property in British Columbia conveys the mineral or placer rights for mining-related purposes only, and while our rights allow us to use the surface of a claim for mining and exploration activities, our claims do not convey any other surface, residential or recreational rights to the Company. Additionally, our right to extraction is not absolute, as any mechanized extraction work on claims in BC requires additional permits and possibly conversion of our claims to mining leases, the approval of which is not guaranteed. As of July 1, 2012 when new regulations became effective in British Columbia, the registration fee to stake a claim in British Columbia is now \$1.75 per hectare. Prior to July 1, 2012, when most of the Company's properties were staked, the registration fee was \$0.40 per hectare. The initial term of any claim staked is one year. This term may be extended for up to 10 years at a time by filing a statement of work showing minimum expenditures on a mineral claim of \$5 per hectare per year for the first 2 years, \$10 per hectare per year for the next 2 years, \$15 per hectare per year for the following 2 years, and \$20 per hectare per year for each year thereafter. For placer claims, the annual work expenditure is \$20 per hectare. In the event no work is performed by the anniversary date of each claim, the claims may be extended for up to one year at a time by paying twice the applicable work commitment as a fee to the Province of British Columbia, which is referred to as Cash In Lieu Of Work ("CIL fee"). These fees are the responsibility of the Company to maintain our mineral or placer rights in good standing.

(2) On June 24, 2013, the Company executed a definitive joint-venture agreement for mining operations on the Company's 100%-owned Fraser River Project near Lytton, British Columbia, with Solid Holdings Ltd. ("Solid"), a private company domiciled in British Columbia and based in Houston, BC. The terms of the agreement call for Solid to provide all equipment, personnel, and related expenditures required to initiate and sustain mining operations at the Fraser River Project JV. The Company will be responsible for maintaining the property in good standing and securing the permits required for mining operations to proceed. The Company will retain 100% ownership of the property, and will be paid a 20% net smelter royalty ("NSR") on all metals recovered from operations, with Solid retaining 100% of the net profits following payment of the aforementioned NSR. Solid will be deemed the project operator, and will be responsible for the day-to-day operations.

[Table of Contents](#)

On January 9, 2014, the Company and our wholly-owned subsidiary, Ruby Gold, Inc. ("RGI"), executed a definitive joint-venture agreement (the "Ruby JV Agreement"), with regard to the mining and exploitation of the Ruby Mine in Sierra County, California (the "Ruby"). Under the terms of the Ruby JV Agreement, the Company will fund Ruby through loans, as needed, to maintain the property and operations thereof. RGI will remain the owner and operator of Ruby, and the Company shall be apportioned a 50% interest of net income distribution from Ruby once all debt has been extinguished.

On July 15, 2014, the Company executed a mineral property option agreement ("Ximen Agreement") with Ximen Mining Corp. ("Ximen"), a Canadian issuer listed on the TSX Venture Exchange, pursuant to which Ximen may earn up to a 100% interest in the Registrant's "Brett West" and "Bouleau Creek" mineral claims (the "Brett West Claims") in southeastern British Columbia. Under the terms of Ximen Agreement, Ximen may earn up to a 100% interest in the Brett West Claims by making aggregate payments to North Bay of USD \$600,000, consisting of \$300,000 in cash and issuing \$300,000 in shares of Ximen common stock. Of the aggregate payments, \$100,000 in cash and \$100,000 in stock are due upon receipt of regulatory acceptance of the agreement by the TSX Venture Exchange, and equal payments of \$50,000 cash and \$50,000 in shares of Ximen common stock are each due upon the 1st, 2nd, 3rd, and 4th 6-month anniversaries of the Ximen Agreement. This regulatory approval has been received, and the initial consideration has been paid, including 217,391 shares of Ximen common stock at a market value on issuance of \$0.46 per share.

(3) Our primary cost in any option or JV agreements is typically the degree to which we give up our rights to any property. In the case of an option agreement, we give up all of our rights if all of the terms of the contract are fulfilled, and will only retain a net smelter royalty (NSR), typically 2%. In the case of a joint-venture, we will generally retain only 25% to 50% of our rights if all of the terms of the contract are fulfilled, and may be subject to further dilution should we elect not to further participate in the joint-venture. An exception to this is when a joint-venture is agreed to on a profit-sharing basis, where the Company elects to retain up to 100% ownership of the project, and both parties are obligated to contribute its share of the project development costs.

Our properties in British Columbia are located and acquired through the use of a suite of online applications which are provided to people and companies licensed to acquire and maintain mineral rights within the Province of British Columbia. Mineral Titles Online (MTO) is an Internet-based mineral titles administration system provided and maintained by the British Columbia Ministry of Energy, Mines, and Petroleum Resources (MEMPR) that allows the mineral exploration industry to acquire and maintain mineral titles by selecting the area on a seamless digital GIS map of British Columbia and pay the associated fees electronically.

The MTO system is also interactively linked to British Columbia's MINFILE Project and Assessment Report Indexing System (ARIS), both of which are provided and maintained by the British Columbia Geological Survey (BCGS).

The MINFILE Project is a mineral inventory system that contains information on more than 12,300 metallic mineral, industrial mineral and coal occurrences in British Columbia. It is used by industry, governments, universities and the public to find information on documented mineralization anywhere in British Columbia, develop exploration strategies, conduct geoscience research, and evaluate the resource potential of an area.

The ARIS database has over 30,500 approved mineral exploration assessment reports filed by the exploration and mining industry since 1947. These reports provide information on geological, geophysical, geochemical, drilling and other exploration-related activities throughout B.C.

Both MINFILE and ARIS are interlinked with MTO, which combined and interfaced with other geospatial applications such as Google Earth, provide a skilled user with the ability to virtually visit any location in British Columbia, analyze its geographical and geological setting, access and evaluate its geological records and the historical archives of any prior development work, and determine the relative value of a given area. If the area is also open to staking, a claim can then be staked, and the required claim registration fees can be paid immediately and interactively.

We are an exploration stage company and there is no assurance that a commercially viable mineral deposit exists on any of our properties. Further exploration will be required before any final evaluation as to the economic viability and feasibility of any of our mining projects can be determined.

The Company plans on generating revenue through mining once commercial operations begin on any of its properties. Towards this end, the Company has acquired Ruby Gold, Inc. ("RGI"), which is now a wholly-owned subsidiary of the Company, and the Ruby Mine (the "Ruby") in Sierra County, California. The purchase price was \$2,500,000, of which \$510,000 in cash and stock was paid as of the closing date of July 1, 2011, and the remaining \$1,990,000 is a seller-financed mortgage. The interest rate is currently 8%. The balance due on the mortgage is \$1,697,055 as of December 31, 2014. The mortgage is to be paid in full by December 30, 2015 pursuant to amendments to the agreement executed on December 12, 2012, March 28, 2013, and November 19, 2013. As part of the terms of acquisition, the seller received 50,000 shares of the Company's common stock with a market value of \$150,000 as of the day the agreement was signed, and which was then applied to the purchase price. The seller has also been granted 10 million 5-year warrants exercisable at 2 cents upon the signing of the agreement. Pursuant to the aforementioned amendments, an additional 2 million 5-year warrants exercisable at 9 cents, 2 million 5-year warrants exercisable at 10 cents, and 4 million 5-year warrants exercisable at 4 cents have been issued. Pursuant to the aforementioned amendment dated November 19, 2013, the term of all 18 million of the outstanding warrants issued to the seller has been extended to December 30, 2018.

On December 2, 2013, the Board of Directors authorized the spinoff of RGI as a separate and independent public company by distributing shares of RGI's common stock to North Bay shareholders based on a date and at a ratio yet to be determined. Other than the authorization for said spinoff by our Board of Directors and the Board of RGI, there are no agreements, formal or otherwise, in place between the respective companies, any affiliate of either company, or any other parties governing the spinoff, and no shareholder approvals are required. On the same date, the Board of Directors of RGI authorized the formalization of a joint-venture agreement between the Company and RGI with regard to Ruby on a 50/50 profit-sharing basis. On January 14, 2014, RGI filed a registration statement on Form 10 with the SEC to initiate said spinoff. On March 10, 2014, RGI withdrew the Form 10 after discussions with the SEC and subsequently filed a registration statement on Form S-1 on May 1, 2014, to register 120 million shares of RGI as the stock dividend to be issued to our shareholders in the spinoff, which amounts to 40% of the issued and outstanding shares of RGI common stock currently owned by North Bay. Accordingly, as the completion of the spinoff is contingent on a registration statement by RGI becoming effective, no determination has yet been made as to whether or not the stock dividend will be tax-free, there has been no further determination as to when the spinoff and stock dividend distribution might be completed, and there is no guarantee that it will be completed.

On June 4, 2013, the Company executed a Memorandum of Understanding (the "June 2013 Agreement") with a private US investor (the "June 2013 Investor") for an advance sale of up to 120 ounces of specimen gold from the Ruby Mine in Sierra County, California. The price paid in advance by the June 2013 Investor shall be at a ten percent (10%) discount to the then-current spot price of gold on the day the gold is produced and made available for shipment (the "June 2013 Delivery Date"). The June 2013 Investor will acquire the right to purchase the gold at their discretion. Upon signing the June 2013 Agreement, the Company received an initial cash advance of \$150,000 (the "June 2013 Advance"), which is based on a 10% discount to the current spot price of gold, for delivery of the first 120 ounces of specimen gold produced from the Ruby Mine on or before February 1, 2014. The June 2013 Advance paid will be applied to the amount due to the Company on the June 2013 Delivery Date, as determined by the then-current spot price of gold on the June 2013 Delivery Date. In the event that 120 ounces of specimen gold is not available for delivery by February 1, 2014, the June 2013 Investor will be entitled to be repaid the June 2013 Advance in cash plus 10% interest equal to \$165,000 total, with an option to still purchase the same amount of gold at a discount of 10% to the then-current spot price of gold when the specimen gold becomes available for delivery at a later date. As of the date of this report, the Company has repaid the entire cash advance plus interest. As per the terms of the agreement, the investor still retains the right to again purchase the 120 ounces of gold at a future date.

On August 2, 2013, the Company executed a Memorandum of Understanding (the "August 2013 Agreement") with a second private US investor (the "August 2013 Investor") for an advance sale of up to 40 ounces of specimen gold from the Ruby Mine in Sierra County, California. The price paid in advance by the August 2013 Investor shall be at a ten percent (10%) discount to the then-current spot price of gold on the day the gold is produced and made available for shipment (the "August 2013 Delivery Date"). The August 2013 Investor will acquire the right to purchase the gold at their discretion. Upon signing the Agreement, the Company received an initial cash advance of \$50,000 (the "August 2013 Advance"), which is based on a 10% discount to the current spot price of gold, for delivery of 40 ounces of specimen gold produced from the Ruby Mine on or before April 2, 2014. The August 2013 Advance paid will be applied to the amount due to the Company on the August 2013 Delivery Date, as determined by the then-current spot price of gold on the Delivery Date. In the event that 40 ounces of specimen gold is not available for delivery by April 2, 2014, the August 2013 Investor will be entitled to be repaid the August 2013 Advance in cash plus 10% interest equal to \$55,000 total, with an option to still purchase the same amount of gold at a discount of 10% to the then-current spot price of gold when the specimen gold becomes available for delivery at a later date. As of the date of this report, the Company has repaid the entire cash advance plus interest. As per the terms of the agreement, the investor still retains the right to again purchase the 40 ounces of gold at a future date.



Our CEO, Mr. Perry Leopold owns 100 shares of the Company's Series I Preferred Stock. Each outstanding share of the Series I Preferred Stock represents its proportionate share of eighty percent (80%) of all votes entitled to be voted and which is allocated to the outstanding shares of Series I Preferred Stock and therefore Mr. Leopold is able to control the outcome of most corporate matters on which our shareholders are entitled to vote. These shares are not convertible into common stock or any commodities. The Series I Preferred Stock was issued in February 2007. These shares were issued to our Chief Executive Officer, Mr. Perry Leopold, in February 2007 as an anti-takeover measure to insure that Mr. Leopold maintains control of the Company during periods when the Company's stock may be severely undervalued and subject to hostile takeover in the open market. As specified in the Certificate of Designation filed by the Company with the Delaware Secretary of State in February 2007, "the outstanding shares of Series I Preferred Stock shall vote together with the shares of Common Stock of the Corporation as a single class and, regardless of the number of shares of Series I Preferred Stock outstanding and as long as at least one of such shares of Series I Preferred Stock is outstanding, shall represent eighty percent (80%) of all votes entitled to be voted at any annual or special meeting of shareholders of the Corporation or action by written consent of shareholders. Each outstanding share of the Series I Preferred Stock shall represent its proportionate share of the 80% which is allocated to the outstanding shares of Series I Preferred Stock".

Our headquarters are located at 3995 Yerkes Road, Collegeville, PA 19426, with a mailing address of PO Box 162, Skippack, PA 19474. Our website is located at [www.northbayresources.com](http://www.northbayresources.com). Our telephone number is (215) 661-1100.

### **Going Concern**

Our consolidated financial statements have been prepared on a going concern basis, which implies the Company will continue to realize its assets and discharge its liabilities in the normal course of business. The Company has generated modest revenues since inception and has never paid any dividends and is unlikely to pay dividends. The continuation of the Company as a going concern is dependent upon the continued financial support from its shareholders, the ability of the Company to obtain necessary equity financing to continue operations and to determine the existence, discovery and successful exploration of economically recoverable reserves in its resource properties, confirmation of the Company's interests in the underlying properties, and the attainment of profitable operations. The Company has had very little operating history to date. These consolidated financial statements do not include any adjustments to the recoverability and classification of recorded asset amounts and classification of liabilities that might be necessary should the Company be unable to continue as a going concern. These factors raise substantial doubt regarding the ability of the Company to continue as a going concern.

We have experienced recurring net losses from operations, which losses have caused an accumulated deficit of \$18,795,554 as of December 31, 2014. In addition, we have a working capital deficit of \$5,320,082 as of December 31, 2014. We had net losses of \$3,260,401 and \$2,059,305 for the years ended December 31, 2014 and 2013, respectively. These factors, among others, raise substantial doubt about our ability to continue as a going concern. If we are unable to generate profits and are unable to continue to obtain financing to meet our working capital requirements, we may have to curtail our business sharply or cease operations altogether. Our continuation as a going concern is dependent upon our ability to generate sufficient cash flow to meet our obligations on a timely basis to retain our current financing, to obtain additional financing, and, ultimately, to attain profitability. Should any of these events not occur, we will be adversely affected and we may have to cease operations.

As of December 31, 2014 the accumulated deficit attributable to CEO stock awards, including previous management, and valued according to GAAP, totals \$2,558,535 since inception in 2004. As of December 31, 2014 the accumulated deficit attributable to CEO compensation is \$947,624 in deferred compensation. This reflects the total amounts unpaid as per the management agreement with The PAN Network dating back to January 2006, less any amounts actually paid in cash or forgiven since 2006. These totals are non-cash expenses which are included in the accumulated deficit since inception. Actual CEO compensation paid in cash over the course of the nine years since 2006 consists of \$10,000 in 2006, \$50,764 in 2007, \$23,139 in 2008, \$29,979 in 2009, \$21,988 in 2010, \$90,000 in 2011, \$116,000 in 2012, \$100,000 in 2013, and \$82,000 in 2014. These cash expenditures are also included in the accumulated deficit.

The ongoing execution of our business plan is expected to result in operating losses over the next twelve months. Management believes it will need to raise capital through loans or stock issuances in order to have enough cash to maintain its operations for the next twelve months. There are no assurances that we will be successful in achieving our goals of obtaining cash through loans, stock issuances, or increasing revenues and reaching profitability.

In view of these conditions, our ability to continue as a going concern is dependent upon our ability to meet our financing requirements, and to ultimately achieve profitable operations. Management believes that its current and future plans provide an opportunity to continue as a going concern. The accompanying consolidated financial statements do not include any adjustments relating to the recoverability and classification of recorded assets, or the amounts and classification of liabilities that may be necessary in the event we cannot continue as a going concern.

**Item 1A. Risk Factors**

We are a smaller reporting company as defined by Rule 12b-2 of the Exchange Act and are not required to provide the information required under this item.

The above statement notwithstanding, shareholders and prospective investors should be aware that certain risks exist with respect to the Company and its business, including those risk factors contained in our recent Registration Statements on Form S-1, as amended. These risks include, among others: limited assets, lack of significant revenues and only losses since inception of our current operations in January 2006, industry risks, dependence on third party manufacturers/suppliers and the need for additional capital. The Company's management is aware of these risks and has established the minimum controls and procedures to insure adequate risk assessment and execution to reduce loss exposure.

**Item 1B. Unresolved Staff Comments**

We are a smaller reporting company as defined by Rule 12b-2 of the Securities Exchange Act of 1934 and are not required to provide the information under this item.

**Item 2. Properties**

**The Ruby Property**

On September 27, 2010, the Company executed an option-to-purchase agreement with Ruby Development Company ("RDC"), a California partnership, for the acquisition of the Ruby Mine (the "Ruby") in Sierra County, California. The purchase price is \$2,500,000, which was to be paid in stages originally extending to December 30, 2012, and which has since been extended by amendment to December 30, 2015. Terms of the Ruby agreement provided for an initial option period of 5 months that expired on January 31, 2011, at which time we elected to extend the option for a second 5 month period, expiring on June 30, 2011. On June 1, 2011, the Company exercised its option to purchase the Ruby Mine and made a final option payment of \$85,000 to open escrow. On July 1, 2011, escrow was closed and the acquisition of the Ruby Mine was completed. During the preceding option period and as of the closing date, the Company has made payments totaling \$510,000 to RDC, consisting of \$360,000 cash and 50,000 shares of common stock valued at \$150,000. These payments were credited towards the purchase price, thereby reducing the outstanding principal due to \$1,990,000. In addition, in compliance with the agreement dated September 27, 2010, as amended on January 26, 2011, the Company issued warrants to RDC that gives them the option, until December 31, 2015, of purchasing up to 10 million shares of stock at two cents (\$0.02) per share, and in compliance with a second amendment to the Option Agreement dated April 22, 2011, the Company issued 5-year warrants granting RDC the right to purchase 2 million shares of the Company's common stock at the exercise price of ten cents (\$0.10) per share.

On the transaction closing date of July 1, 2011, the Company issued a promissory note to RDC for \$1,990,000 plus 3% interest per annum. The note was due on or before December 30, 2012. Pursuant to an amendment executed on December 12, 2012, the note maturity was extended to June 30, 2013, and monthly mortgage payments in Q1 2013 were reduced to \$10,000 per month. In consideration of said extension, the Company made a \$50,000 principal payment on December 27, 2012. Monthly payments as of April 1, 2013, were set to increase to \$85,000 per month. Upon receipt of the Company's EB-5 funding, the Company has agreed to pay RDC at least 50% of the funding received until the note is paid off in full. During 2012 the Company issued an additional 2 million 5-year warrants to RDC in consideration for reducing the Company's monthly mortgage payments on the Ruby Mine property. Said warrants give RDC the right to purchase up to 2 million shares of the Company's common stock at the exercise price of nine cents (\$0.09) per share. Pursuant to a subsequent amendment dated March 28, 2013, RDC agreed to extend the maturity date of the note to December 30, 2015, with interest due on the note through 2014 at 6% per annum, and shall increase to 8% per annum on January 1, 2015. Pursuant to an amendment dated November 19, 2013, the Company issued an additional 4 million 5-year warrants at an exercise price of \$0.04 in consideration for a modification of the payment terms of the note that amortized a \$1M payment previously due on December 30, 2013. Pursuant to said amendments, mortgage payments are now \$20,000 per month due on the 1st of each month through December 30, 2015, and an additional \$40,000 per month due on the 20th day of each month through December 30, 2015. In addition, pursuant to the November 19, 2013 modification agreement, the Company has agreed to extend the expiration of all 18 million total outstanding warrants issued in aggregate to RDC since September 27, 2010, until December 30, 2018. As of December 31, 2014, the outstanding balance due on the note is \$1,697,055.

Upon the close of the transaction and the transfer of title, as previously set forth in the purchase agreement, the Company acquired all of the real and personal property associated with the Ruby Gold Mine, all of the shares of Ruby Gold, Inc., a private California corporation, and \$171,618 in reclamation bonds securing the permits at the Ruby Mine. Subsequent to the close of the transaction, Ruby Gold, Inc. became a wholly-owned subsidiary of North Bay Resources Inc. The Company has also assumed the reclamation liabilities on the Ruby Mine, for which the \$171,618 in reclamation bonds are pledged. In addition, a \$2,500 liability from a pre-existing shareholder loan that was outstanding as of the closing date has been paid and extinguished. As of December 31, 2014, interest accrued to the Reclamation Bond has increased its current value to \$173,200.

[Table of Contents](#)

It is expected that the aggregate total of warrants related to this transaction will be dilutive to shareholders by adding up to 18 million shares onto our outstanding share total in the event that all the warrants are exercised. The actual dilution is dependent upon whether or not any of the warrants are exercised prior to their expiration dates.

Operational funding for the Ruby project of up to \$7.5 million was initially expected to be provided through the federal EB-5 program (“EB-5”). As of the date of this report, the EB-5 funding remains pending, the Company has not received any funding through the EB-5 program, and there is no guarantee that it will be completed. Accordingly, given the length of time this process has been ongoing, as of the date of this report the Company has elected to proceed on its own by funding the project through revenue from claim sales and joint-ventures, loans, and stock sales. If revenue is not sufficient we believe we can rely on loans and our equity credit line established by way of our Securities Purchase Agreement with Tangiers, LP to meet our obligations.

The Ruby purchase agreement includes the subsurface mineral rights to 2 patented claims comprising 435 acres, and 59 unpatented claims comprising approximately 1,877 acres. All of the unpatented claims in the property package are in good standing through August 31, 2015 with both the BLM in Sacramento and Sierra County in Downieville, CA. Annual BLM claim fees are currently \$16,275 per year. Sierra County property taxes are currently \$26,220 per year. As of December 31, 2014 and the date of this report, all BLM fees and Sierra County property taxes have been paid and are current. The Ruby Mine is permitted(3) for underground exploration, small scale development and small scale production.

<b>Claim Name</b>	<b>Type</b>	<b>Acres(1)</b>	<b>Good Until(2)</b>
Guatemala	Patented	147	-
Extension Placer Mining Claim	Patented	288	-
Wisconsin Placer Mining Claim	Unpatented	180	September 1, 2015
Wisconsin Extension Placer Mining Claim	Unpatented	159	September 1, 2015
Garnet Placer Mining Claim	Unpatented	75	September 1, 2015
Ruby Quartz Mining Claim	Unpatented	20	September 1, 2015
Diamond Quartz Mining Claim	Unpatented	20	September 1, 2015
Sapphire Placer Mining Claim	Unpatented	2	September 1, 2015
Gold Channel Placer	Unpatented	150	September 1, 2015
Black Channel Placer	Unpatented	60	September 1, 2015
Topaz Placer Mining Claim	Unpatented	160	September 1, 2015
Irene Placer Mining Claim	Unpatented	140	September 1, 2015
Opal Placer Mining Claim	Unpatented	160	September 1, 2015
Ruby Lode No. 7	Unpatented	20	September 1, 2015
Ruby Lode No. 8	Unpatented	20	September 1, 2015
Ruby Lode No. 16	Unpatented	20	September 1, 2015
Ruby Lode No. 17	Unpatented	20	September 1, 2015
Ruby Lode No. 18	Unpatented	20	September 1, 2015
Ruby Lode No. 19	Unpatented	20	September 1, 2015
Ruby Lode No. 20	Unpatented	20	September 1, 2015
Ruby Lode No. 27	Unpatented	20	September 1, 2015
Ruby Lode No. 28	Unpatented	20	September 1, 2015
Entry Lode Mining Claim	Unpatented	20	September 1, 2015
Entry Extension Lode Mining Claim	Unpatented	20	September 1, 2015
Golden Bear 1 Placer Mining Claim	Unpatented	20	September 1, 2015
Golden Bear 2 Placer Mining Claim	Unpatented	20	September 1, 2015
Golden Bear 3 Placer Mining Claim	Unpatented	20	September 1, 2015
Golden Bear 4 Placer Mining Claim	Unpatented	20	September 1, 2015
Golden Bear 5 Placer Mining Claim	Unpatented	20	September 1, 2015
Golden Bear 6 Placer Mining Claim	Unpatented	20	September 1, 2015
Golden Bear 7 Placer Mining Claim	Unpatented	20	September 1, 2015
Golden Bear 8 Placer Mining Claim	Unpatented	20	September 1, 2015
Carson Lode No.1	Unpatented	20	September 1, 2015
Carson Lode No.2	Unpatented	20	September 1, 2015
Carson Lode No.3	Unpatented	20	September 1, 2015
Carson Lode No.4	Unpatented	20	September 1, 2015
Pliocene Placer No. 1	Unpatented	20	September 1, 2015
Pliocene Placer No. 2	Unpatented	20	September 1, 2015
Pliocene Placer No. 3	Unpatented	20	September 1, 2015
Pliocene Placer No. 4	Unpatented	20	September 1, 2015
Pliocene Placer No. 5	Unpatented	20	September 1, 2015
Pliocene Placer No. 6	Unpatented	20	September 1, 2015
Pliocene Placer No. 7	Unpatented	20	September 1, 2015

<b>Claim Name</b>	<b>Type</b>	<b>Acres(1)</b>	<b>Good Until(2)</b>
Pliocene Placer No. 8	Unpatented	20	September 1, 2015
Pliocene Placer No. 9	Unpatented	20	September 1, 2015
Pliocene Placer No. 10	Unpatented	20	September 1, 2015
Pliocene Placer No. 11	Unpatented	20	September 1, 2015
Pliocene Placer No. 12	Unpatented	20	September 1, 2015
Pliocene Placer No. 13	Unpatented	20	September 1, 2015
Pliocene Placer No. 14	Unpatented	20	September 1, 2015
Pliocene Placer No. 15	Unpatented	20	September 1, 2015
Pliocene Placer No. 16	Unpatented	20	September 1, 2015
Pliocene Placer No. 17	Unpatented	20	September 1, 2015
Pliocene Placer No. 18	Unpatented	20	September 1, 2015
Pliocene Placer No. 19	Unpatented	20	September 1, 2015
Pliocene Placer No. 20	Unpatented	20	September 1, 2015
Pliocene Placer No. 21	Unpatented	20	September 1, 2015
CX Placer No.1	Unpatented	8.2	September 1, 2015
CX Placer No.2	Unpatented	16.4	September 1, 2015
CX Placer No.3	Unpatented	16.4	September 1, 2015
CX Placer No.4	Unpatented	16.4	September 1, 2015

(1) The sum total of the acreage of the unpatented claims is 2,063 acres. However, as some placer claims overlap lode claims, the true acreage of the unpatented claim area is known to be approximately 1,877 acres, for a total property extent of approximately 2,312 acres including the subsurface patented claim area.

(2) September 1, 2015 represents the “Good Until” date of the Ruby unpatented claims. In order to maintain a mining claim in California in good standing, the claim holder must perform annual work having a minimum cost of \$100 or, alternatively, pay to the U.S. Bureau of Land Management (“BLM”) an annual maintenance fee of \$155. Patented claims have no “Good Until” date, and instead are only subject to local and state taxes. As of September 1, 2014, \$16,275 was paid to maintain the unpatented claims, and \$26,220 was paid in property taxes to maintain the unpatented and patented claims in good standing.

(3) The current Plan of Operations, effective as of 2001, was formally renewed by United States Forest Service in February 2011. The Plan of Operations is now effective through December 31, 2018. The Waste Discharge Order must be reviewed and approved by the Water Quality Control Board prior to the commencement of mining operations, along with the Annual Fee for Waste Discharge Requirements for 2015, which was paid to the State Water Resources Control Board in February 2015. The Reclamation Permit has been renewed through April 2018. In September 2011 the Company filed an updated Reclamation Plan with Sierra County and the California Department of Conservation Office of Mine Reclamation (“OMR”). This updated Reclamation Plan was formally approved in December, 2011, and is effective through April, 2018. A Reclamation Bond of \$173,200 is also in place.

#### **The Ruby Mine**

The Ruby Mine is an underground placer and lode mine located between Downieville and Forest City, in Sierra County, California. It is in the Alleghany-Downieville mining district, situated in the Sierra Nevada foothills south of the Yuba River.

In June 2010, the Company retained Mr. C. Gary Clifton, P. Geo., to visit the Ruby Mine in the Sierra County area of California to inspect its infrastructure and general conditions, assess its mineralization, and determine its potential to resume economic mining operations. Mr. Clifton holds degrees in Geology and Geochemistry from Macquarie University in Sydney, Australia, with post-graduate studies in Geochemistry at UC Berkeley and Oregon State University. As a Registered Professional Geologist, Mr. Clifton has over 40 years of experience with several major mining and petroleum companies, and as an independent consultant in mining exploration and exploration management, mineral property evaluation, and mining geology. He has conducted and managed exploration and evaluation programs for a wide variety of mineral commodities in the United States, Australia, and the Middle East. Mr. Clifton is currently President of Western Resource Group LLC.

Mr. Clifton has no family or other relationship with any past or present Company officer, director, or affiliate, and he has no family or other relationship with any past or present principal or affiliate of Ruby Development Company. The Company has not issued nor is it obligated to issue any of its stock in connection with Mr. Clifton’s engagement, and to the best of our knowledge Mr. Clifton does not own any shares of the Company.

The following information has been reviewed for technical accuracy by Mr. C. Gary Clifton, P. Geo.

## **Location, Access, Physiography, and Climate**

The Ruby Mine is located in southwestern Sierra County, in the northern part of the Sierra Nevada Foothills, Northern California. It lies approximately 25 air miles northeast of Grass Valley/Nevada City and is serviced by paved roads. Highway 49 passes through Downieville in the northern part of the area. The Pliocene Ridge road crosses the central part of the area and eventually merges with the Henness Pass road. There are paved spur roads to the town of Alleghany and the village of Forest City. The remaining few miles to the various mine sites are accessed by high quality, well maintained gravel roads.

The property is situated in the Sierra Nevada physiographic province and lies along the western slope of the Sierra Nevada Mountain range, at elevations varying from 2,500 feet in the canyons to more than 6,000 feet on the ridge crests. Regional physiographic conditions generally consist of gently to moderately rolling terrain, and steep sided plateaus with deeply incised streams and rivers.

The annual temperature varies between 10 and 100 degrees Fahrenheit. The annual precipitation varies between 50 and 70 inches, which falls principally as snow during the months of January, February and March.

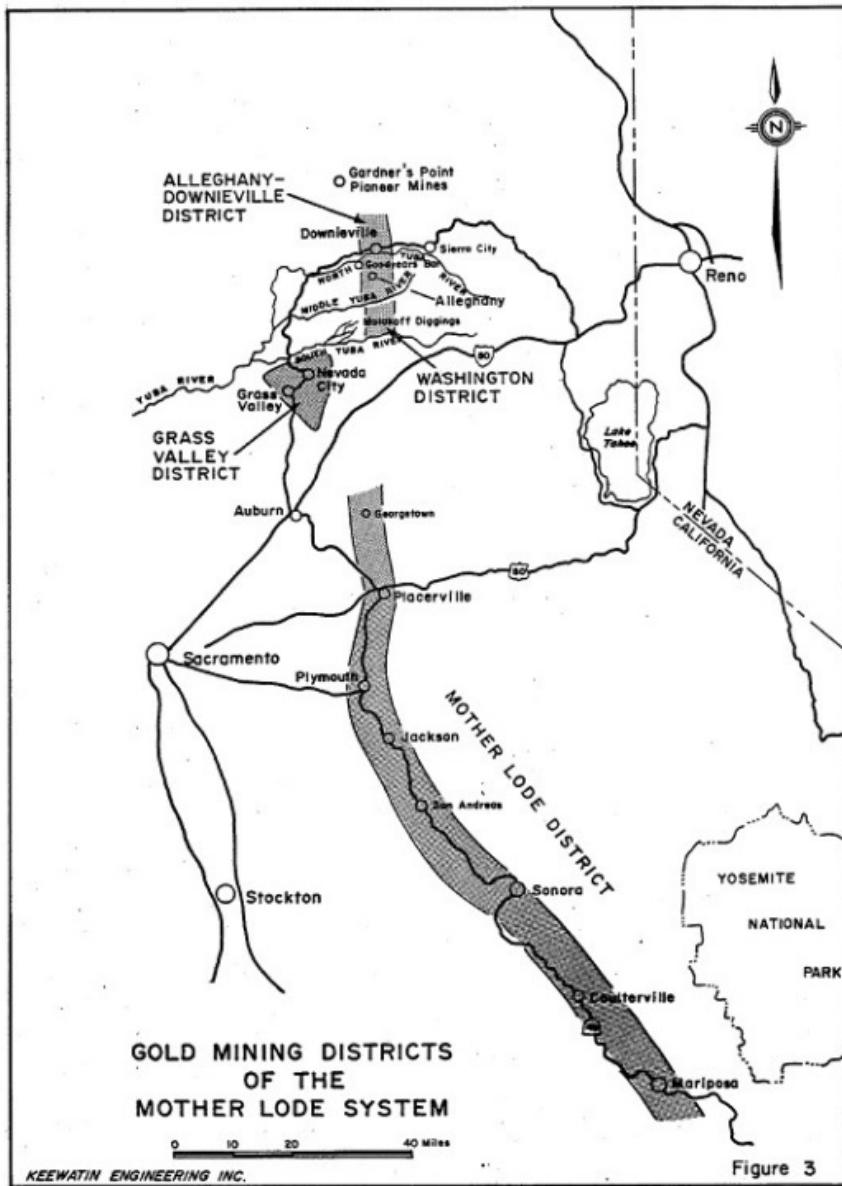
Regional native vegetation typically includes pine, cedar and fir trees, manzanita, black oak, brush and native grasses. Commercial stands of second growth pine and Douglas Fir are sufficient to satisfy mine timber requirements, and there is ample water available. Rock Creek is the nearest year-round stream and water source to the site, which crosses the northern portion of the property generally east to west. The north fork of Oregon Creek (a seasonal drainage) also crosses the southern portion of the property from northeast to southwest.

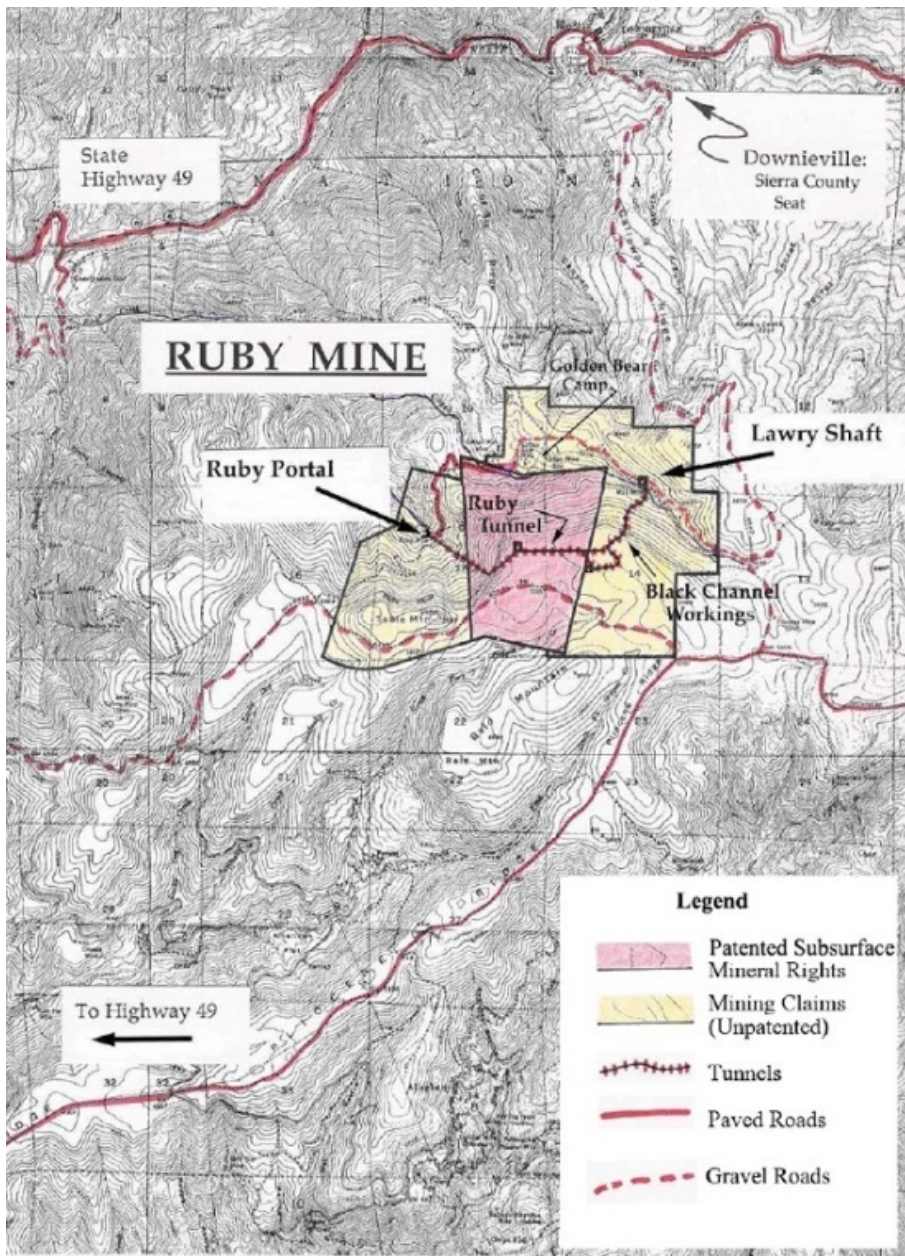
## **Property Description**

The Ruby Property covers approximately 2,312 acres, consisting of the subsurface mineral rights of two patented claims totaling approximately 435 acres and 59 unpatented claims containing approximately 1,877 acres. The mine encompasses at least four distinct underground river channels and three known lode gold veins.

The Ruby property comprises two contiguous claim groups; the Ruby and the Golden Bear (aka Carson Camp), both of which include lode and placer claims. The Ruby claims combine three past-producing gold mines, which are the Ruby, the Bald Mountain Extension, and the Wisconsin. The Golden Bear claims comprise several former producing mines as well, which are the Golden Bear, the Ireland, and the Cincinnati. Collectively, the Ruby and Golden Bear claims have produced in excess of 350,000 ounces of gold in a mining history dating from the 1850's.

The property covers one and one-half miles of strike length along the Eastern Melones Fault, the major structure along which many of the gold deposits of the Mother Lode are localized. The property also encompasses an estimated 4 miles of partially mined and unmined auriferous Tertiary channels. The Ruby is located on the northern extension of the historic Mother Lode system, as evidenced in the map below that shows the location of the Alleghany-Downieville mining district in relation to the overall Mother Lode.





The most recently active mining areas include the Ruby Portal and Lawry Shaft locations. Ruby Development Company maintains a Plan of Operations (dated February 1, 2001) for its mining operations on public lands in the Tahoe National Forest, administered by the United States Forest Service (USFS). As of the date of this report, the Plan of Operations has been approved for renewal through December 31, 2018. Current access roads to the site include Hennes Pass Road, Sierra County Road 401, Forest Service Road 401-2, and Forest Service Road 30, along with a variety of small unimproved dirt connector roads. The site is primarily surrounded by public national forest lands administered by the USFS, with privately owned parcels adjacent to the northwest and northeast property boundaries. The privately owned parcels are designated for use as rural land, timberland, or mineral land.

### **History of Exploration, Development, and Production**

Gold was originally discovered in the Alleghany-Downieville district in 1849, during the early days of the California Gold Rush. Since that time the district has produced at least 2.35 million ounces of lode gold from the vein deposits and at least 440,000 ounces of placer gold from the Tertiary channel deposits (not including an unknown amount of production from placer workings around Alleghany). Much of this production occurred intermittently, during relatively short periods of intense mining activity, separated by longer periods of minimal production when political and/or economic factors were unfavorable.

The history of the Ruby claim area dates from the 1850's, when placer gold occurrences were followed upstream from the North Yuba River to the headwaters of Slug Canyon where rich deposits of gold were discovered in a Tertiary gravel deposit. By the 1860's several mines were developing the gravels of a buried river system within the boundaries of the present Ruby property at the headwaters of nearby Rock Creek. These mines included the the Golden Bear and the Guatemala. The Ruby portal was collared in December, 1880 to access the central portion of this rich river system. Between 1880 and 1889 the Ruby Mine produced 86,500 ounces of gold from three buried river channels.

In the early 1930's, C.L. Best, the co-founder of Caterpillar Tractor, acquired the Ruby Mine, and developed the Black channel. Best Mines produced an estimated 58,000 ounces of gold from the gravels before the government forced closure under War Production Board Order L-208 in 1942. Economic mining operations ceased at this time and have not resumed since. C.L. Best saved 123 nuggets of \$100 value or greater for a personal collection. That collection is presently on display at the Los Angeles County Museum of Natural History.

After the Second World War, the cost of labor and supplies rose rapidly, while the price of gold remained frozen at \$35 an ounce. The mine was not re-opened by Best and it was sold after Best's death in 1951. The Ruby Development Company acquired a lease on the Ruby Mine in 1959 and bought the property outright in 1966. Lessees intermittently worked the gravels of the Black channel from the Lawry shaft until the mid-1970's.

In the late 1970's the Ruby Mine was leased to Alhambra Mines of Sparks, Nevada. During that same period, the Golden Lion Mining Corp. attempted to drive a decline to access the Cincinnati channel, which had previously been discovered in the quartz workings of the Cincinnati vein.

The Brush Creek Mining and Development Company, Inc. ("Brush Creek") acquired the Ruby in 1990. From 1990 through 1995, Brush Creek rehabilitated and re-timbered approximately one and one-quarter miles of horizontal haulage tunnel supports and a 210 foot vertical shaft for access and mine safety, constructed a new wash plant and quartz mill, built underground roads for use by diesel loaders, installed a hoist and constructed a new sixty-foot steel head frame over the Lawry Shaft at the Ruby Mine, installed a complete underground ventilation system and electrical system at the Lawry Shaft, constructed a new waste water treatment system for use at the mill site, and modified and enlarged the structures at the mill site. According to their SEC filings, Brush Creek's total investment in the Ruby was \$4,554,575 as of June 30, 1997, including \$2,251,714 of development costs, and \$1,975,525 of mining equipment. Production during this period was limited. From December 1992 until July 1993 an estimated 7,300 tons of mineralized material was mined, resulting in the recovery of approximately 200 ounces of gold. Brush Creek stated that these preliminary results were too small to be a reliable representative sample of the expected placer grades. In 1994, approximately 400 tons were mined from the Lawry channel, at an average grade of 0.2 ounces per ton. By 1995, mining operations were suspended, and except for limited periods of sporadic activity over the next few years, the mine was put on care and maintenance. Brush Creek briefly resumed operations in 1998, driving a development tunnel in the south Lawry Shaft workings. Due to low metal prices, the property was eventually forfeited and returned to the Ruby Development Company, who has kept the property and permits under care and maintenance from 1998 to 2011 when the property was acquired by North Bay.



**Plant, Equipment, Permits, and Site Infrastructure**

Site inspections conducted during June and July, 2010 by C. Gary Clifton, a certified professional geologist (P.Geo.) retained by the Company as an independent consulting geologist to inspect and assess the Ruby Mine, and by management in September, 2010, confirmed that the Ruby is in excellent condition, and has been well maintained despite having not been operation since 1998. The equipment currently on-site at the Ruby was mostly purchased in the period between 1990 and 1995 when the mine was last in operation, and was therefore between 15 and 20 years old at the time of the initial inspection. The equipment, including the wash plant and mill facilities, has been confirmed to be in good working order, though some minor upgrades are expected to be needed.

The equipment, fixed assets, and infrastructure in place include a 1,000 yard per day placer wash plant, 50-ton per day quartz mill, 6,000 feet of tracked haulage, and related support equipment needed for underground mining operations. A second exit, the Lawry Shaft, almost 2 miles from the main portal, can provide natural ventilation for much of the underground workings. Surface buildings and facilities include a lumber mill, machine shops, offices, and accommodations. The property also features an excellent system of roads, is accessible via paved highway from Reno or Sacramento, has abundant water and timber available for mining purposes, and has PG&E power available on-site.

Permits in place include a Plan of Operations, a Phase I Environmental Site Assessment, a Water Order, and a Reclamation Plan secured by over \$173,200 in Reclamation Bonds. The current Plan of Operations, effective as of 2001, was formally renewed by United States Forest Service in February 2011. The Plan of Operations is now effective through December 31, 2018. The Waste Discharge Order must be reviewed and approved by the Water Quality Control Board prior to the commencement of mining operations, along with the Annual Fee for Waste Discharge Requirements for 2015, which was paid to the State Water Resources Control Board in February 2015. The Reclamation Permit has been renewed through April 2018. In September 2011 the Company filed an updated Reclamation Plan with Sierra County and the California Department of Conservation Office of Mine Reclamation (“OMR”). This updated Reclamation Plan was formally approved in December, 2011, and is effective through April, 2018. A Reclamation Bond of \$173,200 is also in place.

Skilled underground hard-rock and placer miners with considerable experience in the local ground conditions reside in the area and will provide a valuable resource in the present and future exploitation of the Ruby.

**Initial Geological Assessment Work**

The Ruby Mine is an underground mine that is known to have produced over 350,000 ounces of gold since the 1850’s, but which currently has no known estimates of proven reserves.

Geological assessment work carried out by Mr. Gary Clifton P.Geo., during the summer of 2010, including extensive research to evaluate the resource maps and data from Brush Creek Mining’s operations in the 1990’s and Alhambra Mines in the early 1980’s, has identified 3.03 miles of unmined channel and 0.95 miles of partially mined channel available for mining using the existing infrastructure. The following table provides the estimates of each channel surveyed by Mr. Clifton in July, 2010. In compiling the data, the Pilot Channel is considered the northern extension of the Black Channel and the Mt. Vernon Channel is a tributary. In addition, the stretch of Black Channel between the Big Bend and the Lawry Shaft is designated as partially mined, as is one-half of the stretch of the same channel between the Lawry Shaft and the mined portion of the Pilot Channel at the northern property boundary. All measurements are in feet.

<b>Channel</b>	<b>Mined</b>	<b>Partially Mined</b>	<b>Unmined</b>	<b>Total</b>
Bald Mtn	7,500	--	--	7,500
Deep Rock Creek	5,500	--	2,000	7,500
Cincinnati	--	1,500	4,500	6,000
Black and Pilot	2,000	3,500	3,250	8,750
Mt. Vernon	--	--	3,000	3,000
Bald Mtn Extension	2,750	--	3,250	6,000
Totals (miles)	3.36	0.95	3.03	7.34

Additional channels as well as lode deposits in quartz veins are known to exist on the property. These will require additional exploration and no attempt has been made as of yet to estimate the amount of gold they may contain.

[Table of Contents](#)

During the 2010 summer program, 35 samples were collected by Mr. Clifton from the Lawry Shaft workings and sent to American Assay Laboratories Inc. in Sparks, NV for fire assay analysis. The samples, each weighing approximately 1 kilogram, were collected at 10-foot intervals at the gravel-bedrock interface at 5 locations (A through E) within tunnels and crosscuts. At location C, samples C9 through C12 returned several high values, including 45.5 grams (1.45 ounces) and 15.05 grams (0.48 ounces) per metric ton (tonne) gold, as per the table below. This represents a 30-foot wide zone of placer gold-enriched sediments in which 3 of the 4 samples are highly anomalous. This zone is considered mining width. Having delineated a 30-foot wide zone with a limited 35-sample set, we believe this indicates that gold-rich gravels are relatively abundant, easily identified, and present in existing workings ready to be exploited.

<b>SAMPLES</b>	<b>Dry Weight lbs</b>	<b>Au Fire ppb</b>
A1	1	4
A2	2	4
A3	1	3
A4	2	11
B1	2	12
B2	2	8
B3	2	14
B4	1	72
B5	2	61
B6	2	9
B7	2	4
C1	3	5
C2	2	3
C3	2	3
C4	2	4
C5	3	7
C6	2	20
C7	2	7
C8	2	14
C9	2	15050
C10	2	18
C11	2	45500
C12	2	785
D1	2	453
D2	3	6
D3	3	49
D4	3	12
D5	3	12
E1	3	23
E2	2	12
E3	3	8
E4	2	8
E5	3	15
E6	3	10
E7	3	25

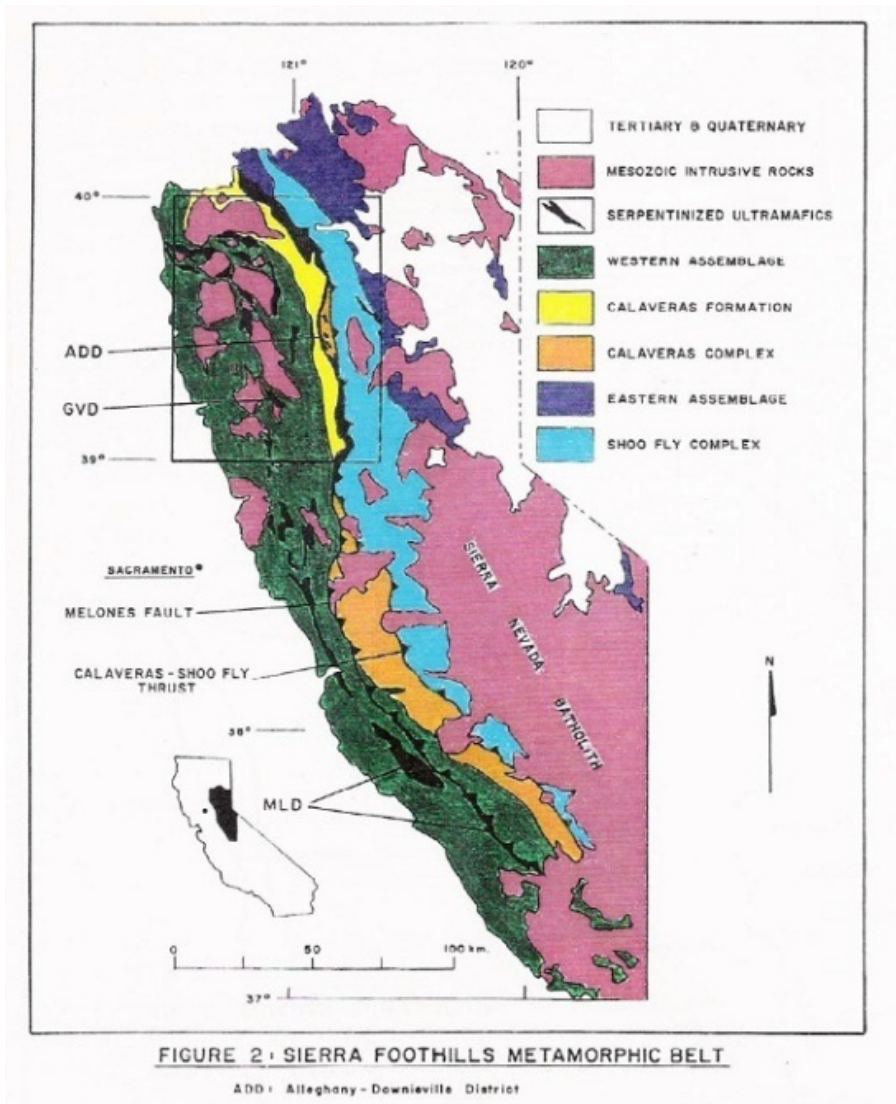
## Regional Geology

The geology of the region consists of Mesozoic and Paleozoic metavolcanic rock, Paleozoic Calaveras Formation rocks (phyllite, schist, with thin beds of metachert), and Silurian slate with subordinate chert, conglomerate and sandstone. The Mesozoic era occurred between approximately 65 and 248 million years before present (MYBP). The Paleozoic era occurred between approximately 248 and 543 MYBP. The Silurian period was part of the Paleozoic era, and occurred between 417 and 443 MYBP.

## Local Geology

The Alleghany-Downieville gold mining district is situated in the northern pan of the Sierra Foothills Metamorphic Belt, to the west of the Sierra Nevada Batholith. The district forms the northern continuation of the Mother Lode System, a major, north-northwesterly trending metallogenic province that extends for a distance of 160 miles and has produced over 125 million ounces of gold.

Most of the gold mines within the Mother Lode System are localized along the Melones Fault, a steep, easterly dipping crustal-scale suture that extends from Mariposa County in the south to Plumas County in the north. This structure marks the boundary between several tectonic terrains. In the northern part of the foothills belt, the structure defines the contact of continentally derived sediments of the Paleozoic Shoo Fly Complex to the east, with generally younger oceanic and volcanic island arc rocks of the Western Assemblage to the west. In the south, the structure marks the boundary between the Calaveras Complex, an Upper Paleozoic sedimentary sequence of deep water, oceanic affinity to the east with rocks of the Western Assemblage to the west.



## Geology of the Ruby Property

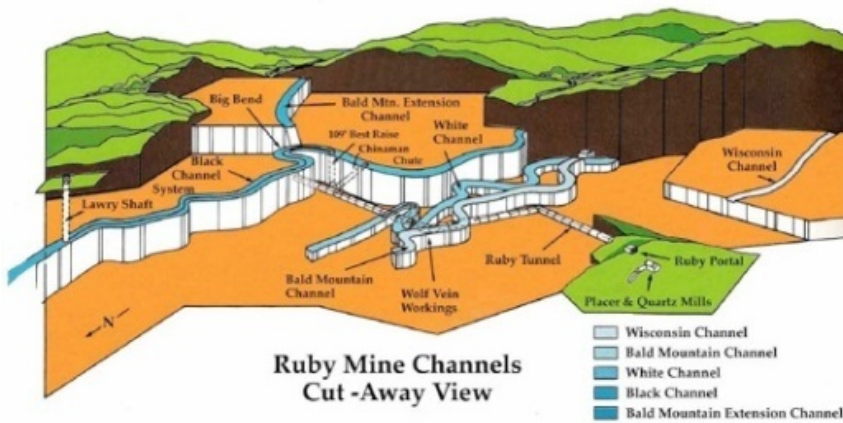
The Ruby Property covers one and one-half miles of strike length along the Eastern Melones Fault, the major structure along which many of the gold deposits of the Mother Lode are localized. The property also encompasses an estimated 4 miles of unmined auriferous Tertiary channels. The Ruby is considered part of the northern extension of the historic Mother Lode system.

The locus of the Melones Fault coincides with a discontinuous zone of intensely sheared and variably altered serpentinite, commonly associated with more massive gabbroic rocks. These rocks are believed to represent part of an ophiolite suite. At the latitude of the Alleghany-Downieville district, the Melones Fault zone is up to 4 miles wide. At this location, the fault zone is occupied by a serpentinite-hosted melange of ophiolitic rocks, blueschist to greenschist-grade oceanic sediments and mafic volcanics, as well as complexly deformed, amphibolite-grade Paleozoic rocks

## Mineralization and Deposit Type

The primary mineralization at the Ruby is gold. The primary deposit type consists of gold-bearing Tertiary-age channels, as exemplified by the Bald Mountain and Bald Mountain Extension channels, both of which have been among the most prolific gold producers in the Alleghany-Downieville district. Younger intervolcanic channels also formed rich placer gold deposits where the younger river system eroded and redeposited the auriferous gravels of the older channels. Examples of this type of younger channel include the Black channel in the vicinity of the Big Bend in the Ruby Mine and the Deep Rock Creek channel, which reworked extensive stretches of the Bald Mountain channel.

Distinct concentrations of placer gold have also been associated with the existence of quartz gold deposits. Some of the most productive quartz gold deposits in this area were discovered in the bedrocks while mining the placer channels. The quartz veins in this region typically extend to thousands of feet in depth, and are noted for rich shoots often containing spectacular pockets of Gold-in-Quartz. The Ruby is known to contain quartz vein deposits, as exemplified by the Wolf Vein near the Bald Mountain Channel.



## **Ruby Mine Mining Plan**

The Ruby mining plan anticipates that much of the first season will be engaged in determining the exact locations of the targeted channels with exploration drifting (tunneling) and establishing mining headings in these channels.

Prior to the start of mining operations, the initial startup work has concentrated on rehabilitating the Ruby tunnel, renovating the Ruby Mill, improving the infrastructure, and getting Ruby facilities and equipment into good working order. The Company began rehabilitation of the Ruby tunnel in October, 2011. The initial phase of this work was completed in the third quarter of 2013 with the restoration of natural air flow throughout the extent of the Ruby tunnel and the reopening of the tunnel for a full mile to restore access to the Black Channel and the Big Bend mining targets. Mill renovation has been completed, and the wash plant is fully operational as of the date of this report. As of December 31, 2014, construction and renovation costs directly related to the Ruby tunnel rehab and excluding acquisition, depreciation, and regulatory expenses totaled \$2,790,393.

The Pilot and Mount Vernon Channel targets are projected to lie in the near vicinity of the existing Lawry Shaft workings. Active exploration tunneling ("drifting") with air-powered slushers and trackless loaders ("LHD's") is expected to be underway shortly after mining operations begin and the Lawry Shaft section of the mine is fully rehabilitated. The rehabilitation of the Lawry Shaft is anticipated to begin in Q2, 2015 at an estimated cost of \$500,000 over a 10 month period.

Construction of the 1,500 foot Deep Rock Creek Project access tunnel can also begin once full mining operations commence. This tunnel will be a tracked haulageway. The rate of progress will be determined by the amount of time required to complete the maintenance program in the Ruby tunnel beyond the "Daylight Turn" where the Deep Rock Creek Access Tunnel begins. This maintenance will also be required prior to constructing the Big Bend Bypass Raise to the Black Channel workings. This maintenance work was completed in the third quarter of 2013. Construction of the Big Bend Bypass Raise is currently in progress as of the date of this registration statement. The Company has commenced bulk sampling operations in the White Channel section of the Ruby tunnel. On June 9, 2014, a drilling program commenced to locate new channels and mining targets identified from recent geological mapping and a gravity survey. This effort has proven successful, as at least one new channel has been verified as of the date of this report. The cost of the drilling program was approximately \$56,000. As of the date of this report, an estimated start date or budget for the Deep Rock Creek Project access tunnel has not been determined.

The mining plan anticipates a "herring bone" drift pattern for exploitation of the channels. A central tunnel (known as a "drift") will be driven following the gut (deepest part) of the channel. This drift will be continued until the end of the channel is reached and the length of the resource has been defined. Regularly spaced crosscuts (known as "crosscut drifts") will be driven out on each side of the central drift to determine the width of the channel.

The material mined from these drifts will be washed in the placer plant. Careful records of the gold recovery will also provide a grade for the material "blocked out" in this process, thereby developing a proven resource to be mined in the production phase of the mining plan.

The Ruby Mine typically experiences considerable snow fall, and a decrease in activity is planned for during the winter months. It is expected that the Ruby will operate year-round once the operation is well established.

As of December 31, 2014 and the date of this report, operations at the Ruby are on hold for the winter season, and are expected to resume in Q2, 2015.

### **Operational Considerations**

The southern working area, the Deep Rock Creek Project, is accessible by the Ruby Tunnel, which is equipped with 30 lb. rail and 4" Victaulic steel compressed air pipe. The northern area, the Lawry Shaft Project, will be mined by LHD's from the existing tunnel system.

On the north end, entry to the mine is through the Lawry Shaft which has a steel headframe and a complete hoist house and hoisting facilities for men and materials. There are two LHD's with 1 yd. buckets underground. There is a 40 hp. fan and a secondary ventilation fan with fan line as well as water and compressed air lines and electrical service underground. Electricity in this area is provided by PG&E and a 150 kw diesel generator providing backup power. A 250 cfm electric compressor located on the surface provides compressed air.

The south end of the mine is accessible by a portal. Electricity is provided by 250 kw and 55 kw diesel generators and compressed air by a 750 cfm diesel compressor. There is a 40 hp. ventilation fan located underground, electric and diesel trammers, ore cars and flat cars. The site has a shop with an electric overhead hoist on a track and various tools, mill buildings, a 4,500 gallon diesel tank with containment basin under cover, a 1,000 yard-per-day placer gravel recovery plant and a 50 ton hard rock quartz recovery plant.

The north and south ends of the mine are connected underground, which facilitates natural ventilation and provides an exit at both ends.

The north end has a 2 story bunkhouse which can provide accommodations, a trailer which can also be used for accommodations, and an office. The adjacent cook shack will accommodate several more people. There is a 40' by 70' steel shop building on a concrete slab, a 10,000 gallon double-walled diesel tank, and other buildings. Electricity in this area is provided by PG&E.

The property contains Douglas fir trees which can be used for mine timber. The Forest Service has marked trees for cutting, and there is a bandsaw lumber mill on the property. Several thousand board feet of milled mine timbers are currently onsite.

The property is serviced throughout by a system of good dirt roads and oiled roads, with paved roads to the property from Highway 49. The property has a great deal of flat and useable areas available, and there is ample working room around the shops and other buildings.

The mine has rock drills, slushers and tuggers, additional fans and pumps, both air and electric powered, and much miscellaneous equipment, tools, and supplies. The mine also has a Peterbilt water truck, International flatbed truck, Oshkosh 4x4 dump truck, and Hyster equipment trailer. There is a large dump facility as well as ponds for water storage and ample process water that exits from the Ruby Tunnel.

### **Description of the Mining Process**

Although the grades encountered in the ancient river channels of the Alleghany District are extremely high relative to most placer deposits elsewhere in the world, underground mining costs are also much higher than the cost of open pit or dredge methods employed in most present-day placer operations. This cost reality, together with the erratic distribution of the gold, requires that selective mining methods based on strict grade control be utilized in order to achieve a profitable operation.

A cost effective underground mining operation is accomplished by a two-phase process:

(a) Exploration occurs on the advance by drifting upstream or downstream along the axis of the channel, with crosscuts driven every fifty to one hundred feet. The muck from these workings is slushed to passes that lead to the main haulage level within the bedrock below the channels. This is accompanied by face and rib sampling and by bulk testing of the muck from the headings. Each round is quantitatively analyzed to map out the grade distribution of the gold. This work is followed by;

(b) Selective mining ("breasting") during the retreat, using the drift as the main haulage-way and leaving pillars of lower grade material. This is facilitated by careful mine planning based on the geometry of the channel and the grade distribution ascertained from the exploration phase.

### **Description of the Recovery Process**

The mined gravel ("muck") is transported from the mine along the tracked haulageway to the mill and dumped into the ore bin directly above the gravity separation washing plant. The wash plant is a closed-circuit system which recycles the wash water. The gravel is scraped onto a feed belt which elevates and dumps the material into the scrubber (trommel -- a large, inclined metal cylinder). Water is added and the scrubber is rotated in a clockwise direction at twelve revolutions per minute to thoroughly wash the gravel. Retaining rings inside the scrubber catch the larger gold nuggets. The washed gravel is discharged through slots in the final section of the scrubber that serve as a sizing screen. All plus 3/4 inch material is rejected to the coarse material belt which moves the reject gravel to the stacker belt for transport.

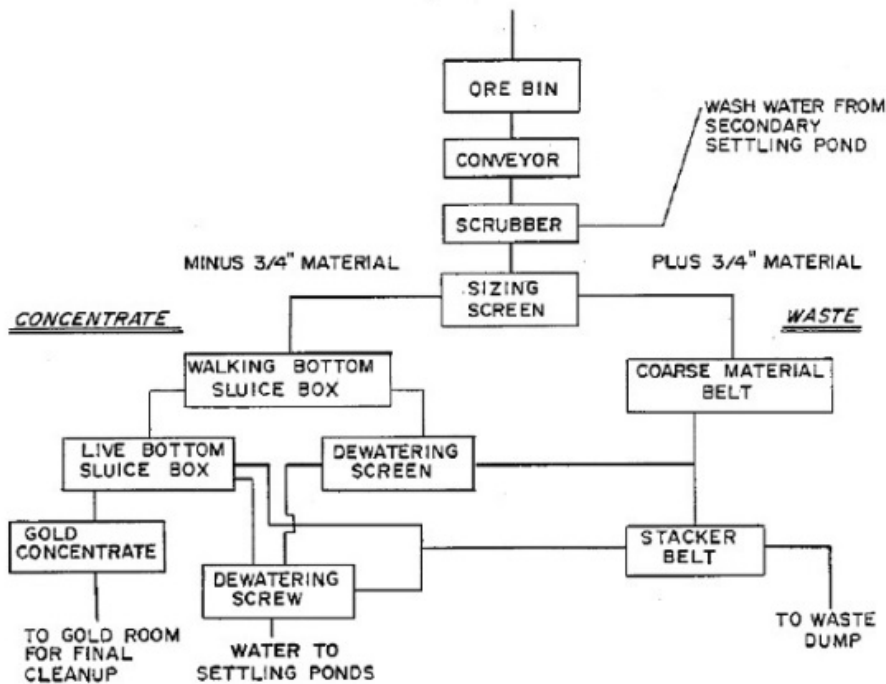
The remaining minus 3/4 inch material and excess water falls onto the walking bottom sluice box. This sluice box is a gravity separation device which utilizes Hungarian riffles mounted on a moving rubber belt to trap all high specific gravity material. The riffle bed rotates up the grade through the sized material and water, cycling completely every twenty minutes while continually dumping the heavy concentrate into the live bottom sluice box.

All lighter material not trapped in the Hungarian riffles is washed off the discharge end of the walking bottom sluice box and over a 1/8 inch vibrating dewatering screen. The dry plus 1/8 inch, minus 3/4 inch material is vibrated onto a skid plate that loads directly onto the stacker belt for transport to the waste dump. The minus 1/8 inch material and water is discharged into the dewatering sand screw.

The live bottom sluice box utilizes a cam-operated jiggling action within its bed to further concentrate, grade and separate all gold and other high specific gravity material. The trapped gold and heavy concentrate is cleaned from the box once a day and transported to the gold room for final cleanup.

The lighter material not concentrated within the bed is washed out of the live bottom sluice box with the excess water and discharged into the dewatering sand screw. The coarser material is dried by the dewatering sand screw and dumped onto the stacker belt. The finer waste material is discharged with the wash water to the primary settling pond. The wash water continues to the second settling pond from which it is pumped back to the scrubber at the head of the system. Water discharging from the tunnel is piped to the head of the system by gravity as needed for make up water.

A backhoe is used as required to bail the fine settled material from the primary settling pond to dry before transport to the waste dump.



#### QA/QC Protocols

The Company has not determined its QA/QC protocols as a matter of policy, and relies on its joint venture partners and outside consultants to provide these protocols on a project-specific basis.

#### Canadian Properties

Below is a description of the properties (or mining/mineral/placer claims) currently owned by the Company which are currently under contract for exploration and development with joint-venture partners, previously under contract with joint-venture partners, or else prospective for future joint-ventures. Our mining claims convey the mineral or placer rights for mining-related purposes only, and while our rights allow us to use the surface of a claim for mining and exploration activities, our claims do not convey any other surface, residential or recreational rights to the Company. Additionally, our right to extraction is not absolute, as any mechanized extraction work on claims in BC requires additional permits and possibly conversion of our claims to mining leases, the approval of which is not guaranteed.

For the year ended December 31, 2014, the Company paid the Province of British Columbia an aggregate of \$39,520 USD in registration and claim maintenance fees to maintain our properties in good standing. For the year ended December 31, 2013, these fees totaled \$35,028 USD. The increase is due to an increase in BC claim fees.

The Company actively manages its claims on a daily basis through the British Columbia MTO system, and at times elects to reduce costs by paying annual fees incrementally as permitted by BC regulations, allowing non-strategic claims to lapse, and occasionally reducing the aggregate size of a particular claim area or letting it lapse altogether to further reduce carrying costs. Therefore, the costs stated below to maintain a property in good standing is the maximum required on an annualized basis, and in many instances the actual realized expense may be less than indicated below.

Unless otherwise noted, all dollar amounts related to claim fees paid to the Province of British Columbia are in Canadian dollars (CDN).

**Principal Canadian Properties**

The following table shows the Company's principal target properties in British Columbia, Canada, which in aggregate comprise 110 claims that cover 28,961 acres (11,725 hectares). The Company owns additional claims throughout British Columbia, but most of these others have not as yet been aggregated into identifiable properties, are currently not considered material, or are expected to expire on their termination dates and no longer held. As of December 31, 2014, our total holdings are 184 claims encompassing 30,330 acres (12,279 hectares). This is a snapshot in time, and the number may be quite different six months or one year from now. The Company has an active exploration program in place, which on a daily basis will add new claims, drop or reduce the size of others, and maintain the rest. All of our claims are under constant review, and may be decreased or further increased at any time, depending on the re-evaluation of our present holdings, and the availability of new opportunities in the future as other claims of merit become available for acquisition.

Properties are labeled as such when individual claims that are either contiguous with each other or in close proximity can be aggregated and identified with a known mineral or placer resource. As of December 31, 2014, the total cash cost to acquire the properties listed below is \$16,311, consisting of \$6,436 in staking fees paid to the Province of British Columbia, and \$9,875 paid in 2006 to an individual to acquire the Monte Cristo. If every claim is maintained for the next year, the projected expense would be a minimum of \$69,815, less \$27,428 in exploration credits applied to the claims during 2014 for FY 2015, for a total of \$42,387. In keeping with Company practices, some non-strategic claims may be allowed to lapse, and possibly re-staked afterwards, resulting in a considerable saving from the maximum projected annualized cost. As well, any of these properties that become the subject of options or joint-ventures with other companies will see their projected maintenance costs transferred to the prospective partner company for the duration of the contract. The table below shows the cash acquisition cost of each property and the annualized projected cost (or carrying cost) of maintaining the properties in good standing. All dollar amounts in this table are expressed in Canadian dollars, and the actual expense to the Company in terms of US dollars, when actually paid, can be as much as 10% lower or higher, depending on the foreign currency exchange rate on the day any payment is recorded.

Property Name	Area (hectares)	Acquisition Cost	Minimum Work Requirement (Annualized)**	Exploration Expenditures To Date***
ARGO GOLD	262	\$ 185	\$ 1,315	\$ -
BRETT WEST - BOULEAU CREEK GOLD	1,900	760	9,500	38,129
CHERRY GOLD	1,138	480	5,690	-
MT. WASHINGTON/CONNIE HILL	2,796	1,052	13,145	34,726
CORONATION GOLD	604	242	3,020	10,732
GOLD HILL PROJECT	1,920	1,173	9,600	-
LOUGHBOROUGH GOLD	288	115	1,440	-
LYNX GOLD	622	249	3,110	-
MONTE CRISTO*	333	9,875	6,660	21,640
NEW ESKAY CREEK	551	832	12,000	-
PINE RIVER VANADIUM	330	132	1,650	-
RACHEL GOLD	337	135	1,685	-
TULAMEEN PLATINUM	231	92	1,155	13,675
FRASER RIVER PROJECT	413	826	8,260	59,268
<b>Total</b>	<b>11,725</b>	<b>\$ 16,311</b>	<b>\$ 69,815</b>	<b>\$ 178,170</b>

\*With the exception of the Monte Cristo which was acquired from another party, as described below, all of the Company's properties in British Columbia were acquired as a result of the direct staking of located claims by Company personnel and payment of the statutory registration fees to the Province of British Columbia.

\*\* If no work is performed by the anniversary date due, a claim may be maintained in good standing by paying a Cash In Lieu of Work Fee ("CIL") to the Ministry of Mines equal to twice the annual minimum work requirement.

\*\*\* Exploration expenditures are applied to the claims when incurred to meet the annual work requirement and extend the good-until date of the claims for as much as 10 years into the future.



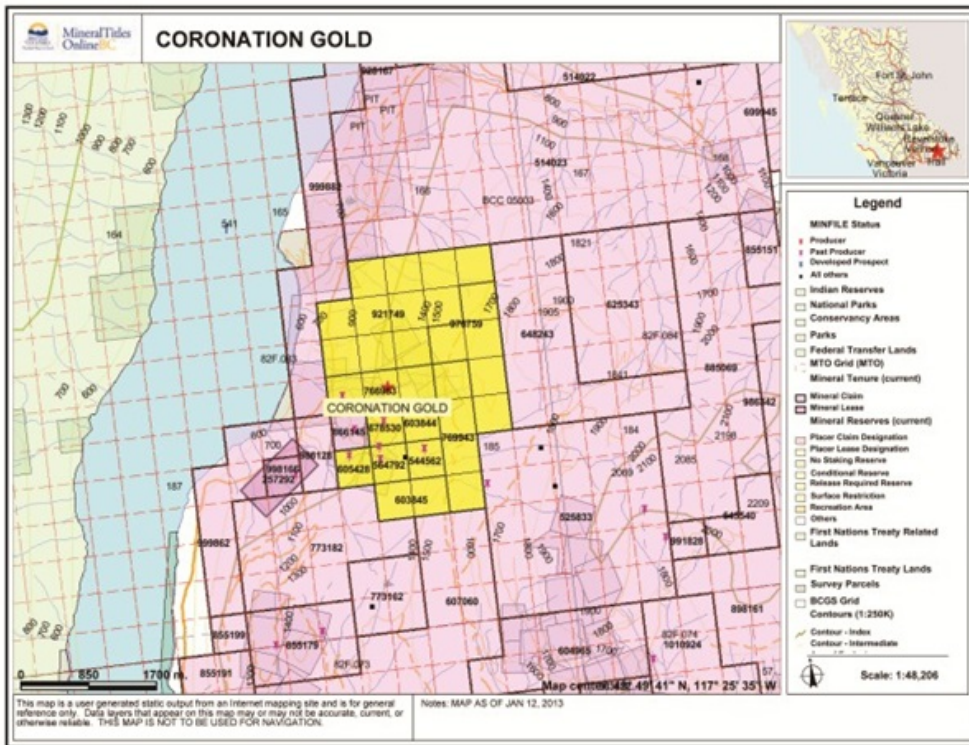
Prior to July 1, 2012, the registration fee for staking new claims in British Columbia was \$0.40 per hectare for a mineral claim, and \$2.00 per hectare for a placer claim. On July 1, 2012, registration fees for newly-staked claims were raised to \$1.75 per hectare for a mineral claim, and \$5.00 per hectare for a placer claim. The initial term of any claim staked in British Columbia is one year. As of July 1, 2012, this term may be extended for up to 10 years at a time by filing a statement of work showing minimum expenditures on a mineral claim of \$5 per hectare per year for the first 2 years, \$10 per hectare per year for years 3 and 4, \$15 per hectare per year for years 5 and 6, and \$20 per hectare per year for each year thereafter. For a placer claim, the minimum expenditure is \$20 per hectare. If work is not performed on the subject claims, the registrant can pay a cash-in-lieu fee ("CIL") to British Columbia equal to twice the minimum work expenditure due to maintain the claim in good standing.

The Company owns a 100% undivided interest in the mineral rights underlying these properties, the surface of which is owned, in most instances, by the Province of British Columbia, also known as Crown Land. Our registered claims convey to us the mineral rights for mining-related purposes only, and while our rights allow us to use the surface of a mineral claim for mining and exploration activities, our claims do not convey any residential or recreational rights to the Company.

All of the properties described below are without known proven or probable reserves, and are exploratory in nature.

**Canadian Property Descriptions**

**Coronation Gold** is located near Memphis Creek, 6 kilometres northeast of Slocan in southeastern British Columbia. The property covers 604 hectares (1,493 acres) and includes five other past-producing mines; the Colorado, the Homestake, the V&M, the Sapphire, and the Senator mines.



British Columbia government records show that the primary mineralization on the Coronation claims consists of gold, silver, zinc, and lead. Past-production records on file in British Columbia for the Colorado, Homestake, V&M, and Senator mines are as follows:

Colorado: Intermittent mining for the periods 1904 to 1915 and 1967 to 1969 produced a total of 67 tonnes, yielding 2188 grams per tonne silver, 2.5 per cent lead, and 5.6 per cent zinc (Source: BC MINFILE 082FNW161).

Homestake: At the Homestake (formerly known as the Hamilton), intermittent production from 1903 to 1915 totaled 33 tonnes of ore, yielding 115,299 grams of silver, 93 grams of gold and 1921 kilograms of lead. Production as the Homestake from 1968 to 1971 totaled 330 tonnes, yielding 861,491 grams of silver, 7370 grams of gold, 440 kilograms of lead and 503 kilograms of zinc (Source: BC MINFILE 082FNW213).

V&M: At the V&M mine, which includes the Get There Eli vein, 11 tonnes ore shipped in 1901 is documented as yielding 124 grams of gold and 21,554 grams of silver. Production of about 9 tonnes of ore in 1938 from the Get There Eli yielded 124 grams of gold and 15,925 grams of silver. 3 tonnes of ore mined in 1955 from the V&M yielded 93 grams of gold, 12,338 grams of silver, 23 kilograms of lead and 8 kilograms of zinc. In 1988, Yukon Minerals Corporation conducted soil and rock sampling, and geological mapping in the area. A sample from the Get-There-Eli adit assayed 16.8 grams per tonne gold and 549 grams per tonne silver over 0.5 metre on a quartz-pyrite vein (Source: BC MINFILE 082FNW191)

Senator: The Senator mine, which includes the Midnight vein, produced 20 tonnes of ore in 1906 and 1907, yielding 43,420 grams of silver and 436 grams of gold. In 1939 and 1940, production totaled 13 tonnes of ore, yielding 187 grams of gold and 17,947 grams of silver. In 1988, Yukon Minerals Corporation conducted soil and rock sampling, and geological mapping in the area. A sample from the Senator adit assayed 6.1 grams per tonne gold and 1080 grams per tonne silver over 0.3 metre on a quartz-pyrite vein (Source: BC MINFILE 082FNW164).

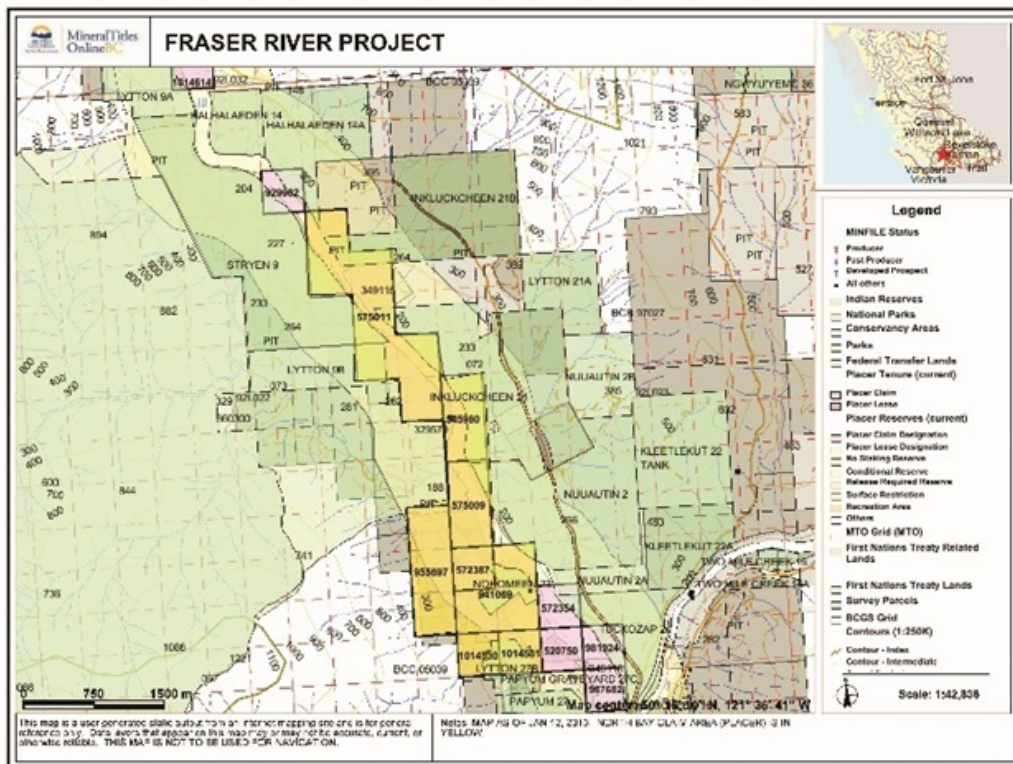
The Coronation was the subject of a joint-venture with Lincoln Resources Inc. ("Lincoln"), a private Nevada corporation from August 6, 2009, until October 6, 2011, when it was terminated.

In July 2012 the Company conducted an exploration program at Coronation Gold under the supervision of Mr. Dan Oancea, P.Geo. Prospecting, sampling and a short geophysical survey were undertaken over two prospective parts of the property. Samples were collected from mineralized host rocks and vein materials. Seven of these samples were sent to ALS Chemex Labs in Vancouver for analysis, and the most significant assays have been reported as follows:

- C05 (0.36 kg sample): 1.53 g/t gold, and 265 g/t silver;
- C07 (0.10 kg sample): 25.9 grams g/t gold, and 2,590 g/t per tonne silver;
- C08 (0.26 kg sample): 17.45 g/t gold, and 479 g/t per tonne silver.

The Company considers these results to be entirely consistent with previous assessments as well as the historical ore grades from the 6 past-producing mines on the property, all of which are in close proximity. Accordingly, we believe Coronation Gold to be a property of merit that justifies further follow up work. We intend to engage a new joint-venture partner to fund continued exploration. There is no guarantee the Company will be successful in this effort.

**Fraser River Project** is located along the Fraser River, 3 kilometres northwest of the village of Lytton in south-central British Columbia. The property covers 413 hectares (1,020 acres) on both sides of an area known as the Van Winkle Bar. As documented in British Columbia Open File 1986-7 and BC MINFILE 092ISW078, platinum and iridium are known to occur in the black sands of Van Winkle Bar.



In February 2009, the Company through our then-prospective joint venture partner, Mr. Bill Morgan, discovered visible gold during the first phase of test excavations 400 metres northwest of the Van Winkle Bar along an old river channel. Prior to this there were no substantive indications of gold mineralization in the Fraser River deposit.

One cubic yard of material (the approximate equivalent of 2 metric tons) was excavated, processed, reduced to 750 grams of concentrate, and divided into three 250 gram (0.25 kg) samples. These samples were sent to Acme Analytical Laboratories Ltd. in Vancouver, BC for analysis. Acme Analytical Laboratories Ltd., an ISO 9001:2000 company, follows a strict regime of internal Quality Assurance/Quality Control (QA/QC) protocols, including blanks, duplicates, and standard reference materials inserted in the sequences of client samples to provide a measure of background noise, accuracy and precision. The assay results showed the concentrate samples averaged 564 grams per tonne gold and 4.45 grams per tonne platinum, as per the following table:

**ACME ANALYTICAL LABORATORIES LTD.**

Date	8-April-09
Job Number:	VAN09000829
Number of Samples:	3
Project:	Van Winkle
Received:	16-Mar-09

Method	G6	G6	G6	
Analyte	Au	Pt	Pd	
Unit	GM/T	GM/T	GM/T	
MDL	0.17	0.01	0.01	
Sample	Type			
VW-1	Sand	620.21	3.59	0.03
VW-2	Sand	541.74	4.37	0.04
VW-3	Sand	530.42	5.38	0.03
Average		564.12	4.45	0.03

[Table of Contents](#)

Subsequent to the completion of the initial test phase, an outreach to the local Lytton First Nations council was rebuffed. Mr. Morgan subsequently withdrew from the project, and further work was suspended. Any further work is contingent on the approval of the Lytton First Nations by way of treaty agreements with the Province of British Columbia.

In October 2011, the Company signed a Memorandum of Understanding with PWC to engage in a joint-venture on the Company's Fraser River Platinum project. Under the terms of the Memorandum of Understanding, a definitive agreement will be signed within 60 days of formal permit approval by the British Columbia Ministry of Mines and the local First Nations governments. On June 24, 2012, a mining permit was issued by the Ministry of Mines, and operations were initiated but a definitive agreement was never signed with PWC, and the Company continues to control 100% of the property.

During the first week of March, 2012, an exploration and soil sampling program on the Fraser River property was conducted under the supervision of Ms. Agathe Bernard, B.Sc. to further block out and assess the deposit area. The sampling occurred at the margins along a boulder area that runs north to south, with each sample consisting of 0.3 cubic yards of material. The samples were collected and shipped to ALS Labs in Vancouver for analysis, and the assay results received from the first 7 samples analyzed were as follows:

<b>SAMPLE DESCRIPTION</b>	<b>Au (g/t)</b>	<b>Pt (g/t)</b>
PS12-VW1-120312	2.36	0.008
PS12-VW2-120312	0.11	0.025
PS12-VW3-120312	0.493	nil
PS12-VW4-120312	1.625	0.005
PS12-VW5-120312	3.26	nil
PS12-VW6-120312	5.68	0.206
PS12-VW7-120312	2.59	0.427
AVERAGE	2.303	0.096

The Company notes that these samples were all unconcentrated, consisting only of raw in-place bank material. As such, these raw samples represent what would be expected from one bank cubic yard of gravel.

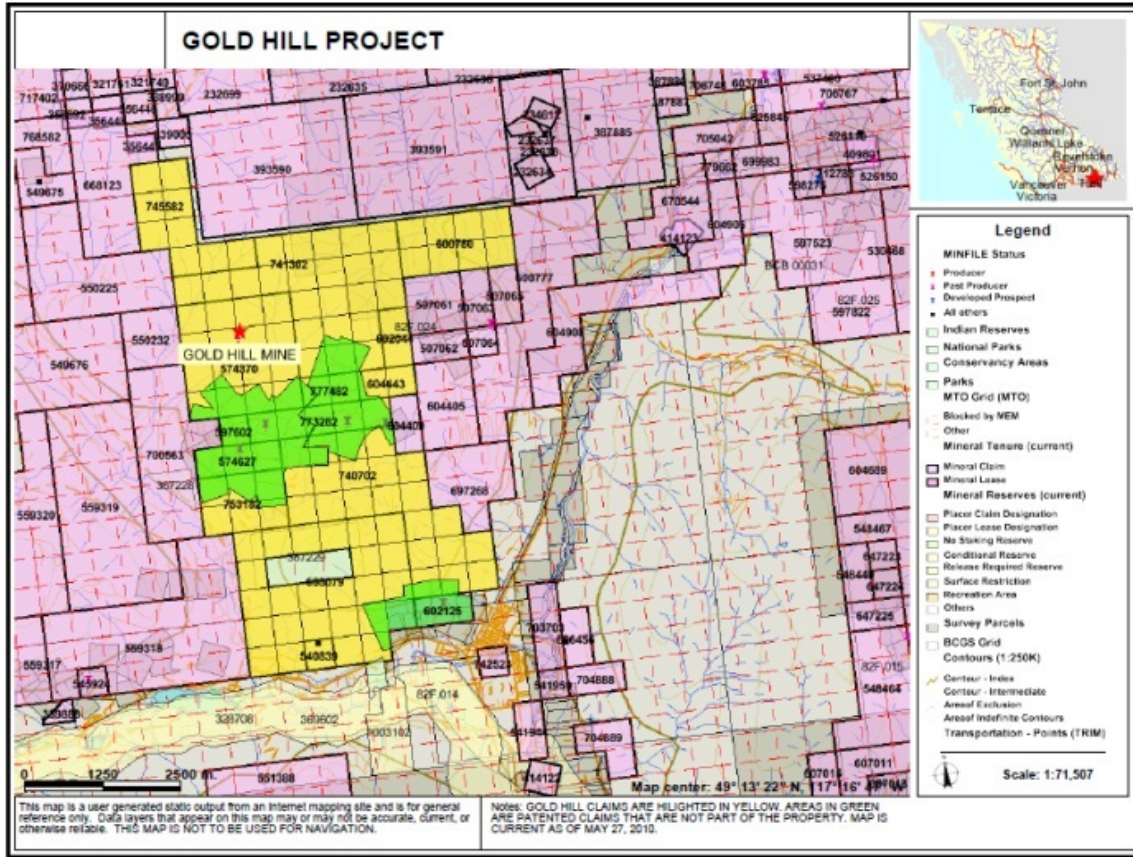
Pursuant to the issuance of a mining permit on June 24, 2012, the Company began operations at the Fraser River Project on October 23, 2012, to begin the excavation of test pits. Operations were suspended for the winter in December, 2012.

During 2013, the JV with PWC was terminated and the Company executed a definitive joint-venture agreement for mining operations at the Fraser River Project with Solid Holdings Ltd. ("Solid"), a private company domiciled in British Columbia and based in Houston, BC. The terms of the agreement call for Solid to provide all equipment, personnel, and related expenditures required to initiate and sustain mining operations at the Fraser River Project JV. The Company will be responsible for maintaining the property in good standing and securing the permits required for mining operations to proceed. The Company will retain 100% ownership of the property, and will be paid a 20% net smelter royalty ("NSR") on all metals recovered from operations, with Solid retaining 100% of the net profits following payment of the aforementioned NSR. Solid will be deemed the project operator, and will be responsible for the day-to-day operations.

A new permit was subsequently applied for and was issued in July 2013. Operations are currently on hold pending completion of a Heritage Impact Assessment requested by the Province of British Columbia. This survey is expected to be completed in Q2 2014 at which time operations are expected to resume. There is no guarantee that mining operations at the Fraser River Project will be successful.

The Gold Hill Project is located due west of the village of Salmo in southeastern British Columbia, and presently covers 1,920 hectares.

With the exception of patented claims known as Crown Grants shown on the map below, the Company owns a 100% undivided interest in the mineral rights underlying the property, the surface of which is owned by the Province of British Columbia, also known as Crown Land. The green areas on the claims map are the patented claims (Crown Grants) that are owned by other parties and not part of the property.



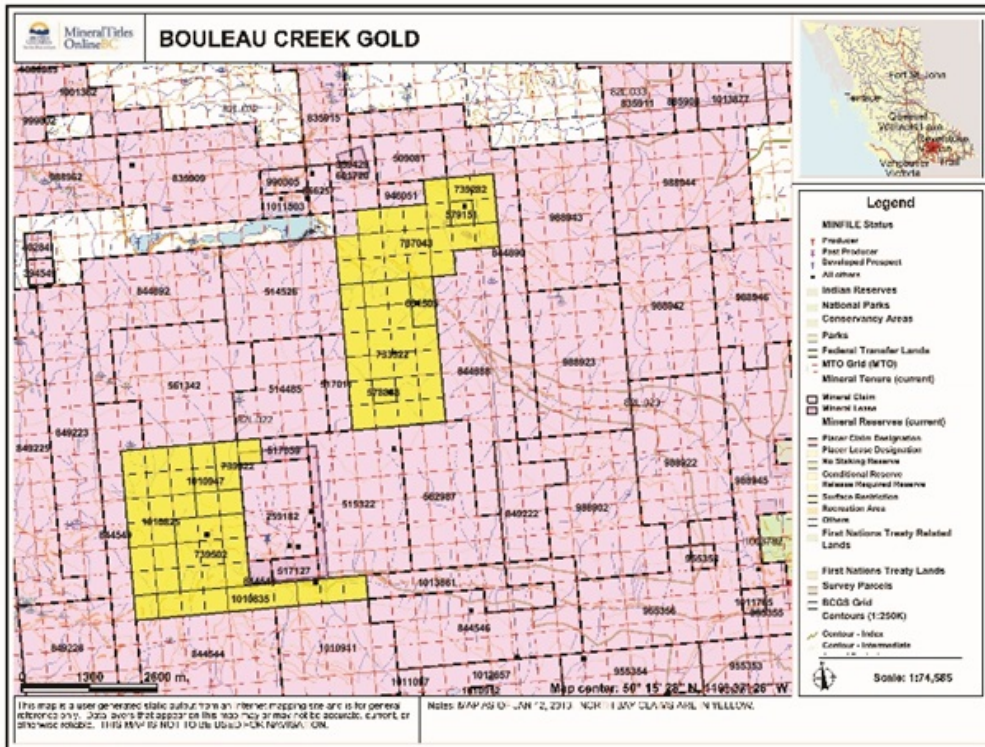
The property is known to contain gold and silver mineralization as evidenced from the production records from the past-producing Gold Hill mine. Production records at the Gold Hill mine show a total of 19 tonnes of ore were mined in 1932, 1934, and 1942 from which 560 grams of gold and 1,027 grams of silver were recovered (Source: MINFILE 082FSW204).

In 2008, the Company entered into a joint-venture agreement with Hidalgo Mining International Inc. ("Hidalgo") to explore and develop the Gold Hill Project. This joint venture was terminated in October 2009.

The Company has no plans at the present time to explore the property independently, and intends to engage a new joint-venture partner to fund the project. There is no guarantee the Company will be successful in this effort.

**Bouleau Creek Gold** is a road-accessible property covering 1,900 hectares and is located 26 kilometres west of Vernon in southeastern British Columbia.

With the exception of tenures 578838 and 579151, the Bouleau Creek Property was acquired by the direct staking of claims by the Company and payment of the required registration fees to the Province of British Columbia. Tenures 578838 and 579151 were gifted to the Company by Speebo, Inc., a private company controlled by our Chief Executive Officer, Perry Leopold.



As documented in British Columbia MINFILE 082LSW069, Bouleau Creek features gold and silver mineralization over an area of approximately 1,000 by 600 metres. The northern portion of the property above Bouleau Creek includes the Siwash prospect, which is documented in BC MINFILE 082LSW046 as an area of gold and silver mineralization that extends over an area measuring 3,000 by 750 metres.

[Table of Contents](#)

In October 2011, a Pilot HMC (“Heavy Mineral Concentrates”) Geochemical program of the Bouleau Creek Gold property was conducted on behalf of the Company by Billiken Gold Ltd of Enderby, BC. Over 2300 pounds of sample material were collected, and subsequently processed and cataloged into 36 samples. The samples were sent to ALS Chemex in Vancouver for analysis, who reported the following assay results:

<b>SAMPLE DESCRIPTION</b>	<b>Weight kg</b>	<b>Au g/t</b>
NB-35	0.12	0.475
NB-36	0.12	0.558
NB-37	0.12	0.177
NB-38	0.10	0.377
NB-39	0.12	0.301
NB-40	0.10	1.82
NB-41	0.10	0.223
NB-42	0.12	<0.005
NB-43	0.12	0.048
NB-44	0.12	0.131
NB-45	0.12	0.032
NB-46	0.10	0.007
NB-47	0.12	0.145
NB-48	0.12	0.123
NB-49	0.12	0.507
NB-50	0.12	0.369
NB-51	0.12	0.322
NB-52	0.10	0.03
NB-53	0.12	0.864
NB-54	0.12	0.256
NB-55	0.12	0.407
NB-56	0.12	0.529
NB-57	0.10	0.826
NB-58	0.12	2.09
NB-60*	0.56	95.6
NB-61	0.10	0.097
NB-62	0.10	0.455
NB-63	0.12	0.212
NB-64	0.50	<0.005
NB-65	0.54	<0.005
NB-66	0.10	0.192
NB-67	0.12	0.035
NB-68	0.12	0.335
NB-69	0.12	0.333
NB-70	0.12	0.346
NB-71	0.12	0.312

\*All of the samples were analyzed by conventional fire assay (Au-AA23), with the exception of sample NB-60. Due to the presence of visible gold, a metallic screen assay (Au-SCR21) was performed on sample NB-60, where the final prepared pulp is passed through a 100 micron (Tyler 150 mesh) stainless steel screen to separate the oversize fractions. Any +100 micron material remaining on the screen is retained and analyzed in its entirety by fire assay with gravimetric finish and reported as the Au(+)fraction result, which for sample NB-60 was reported as 95.6 grams per tonne gold. The Au(-)fraction (minus the oversize fractions) assayed 0.24 g/t gold, for a total of 0.77 g/t gold when all fractions were combined and averaged. Excluding the nugget effect from sample NB-60, the average fire assay of all 36 samples came in at 0.37 g/t gold.

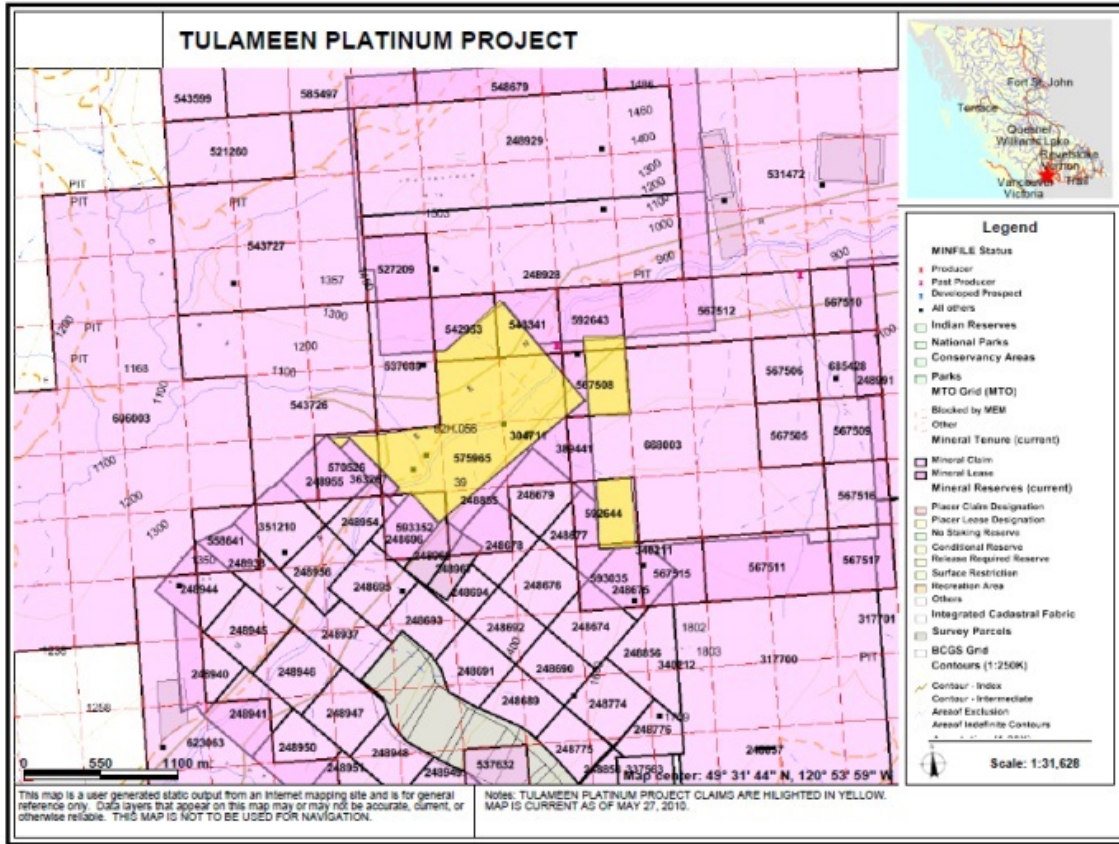
A follow up HMC program in 2013 resulted in an expansion and further delineation of the alteration zone found in 2011, and the discovery of a completely new and previously undiscovered target area about 400 metres west of where sample NB-60 was taken. At least 5 samples (NB-106, NB-107, NB-126, NB-137, and NB-138) confirmed and further delineated the presence of highly anomalous gold particles in the soil upslope from both NB-60 and the large alteration zone discovered during the initial HMC program in 2011. The 2013 HMC project produced assays as high as 9.75 g/t (sample NB-137) from the original target area. New and very positive results downslope from the newly discovered alteration zone, about 400m west and upslope from NB-60, produced high gold values from three samples; NB-126 (8.0 g/t), NB-163 (2.29 g/t), and NB-164 (2.53 g/t). These samples were all taken very close together and point to this new target area upslope. Further sampling is planned for 2014 in an effort to locate the origin of this gold dispersal plume. The samples from the 2013 program were sent to ALS Chemex in Vancouver for analysis, who reported the following assay results:

<b>SAMPLE DESCRIPTION</b>	<b>Recvd Wt. kg</b>	<b>Au g/t</b>
NB-101	0.06	1.16
NB-102	0.06	0.298
NB-103	0.06	0.619
NB-104	0.06	0.055
NB-105	0.06	0.367
NB-106	0.06	1.525
NB-107	0.06	1.255
NB-108	0.06	0.384
NB-109	0.06	0.268
NB-110	0.06	0.086
NB-111	0.06	0.017
NB-112	0.06	0.022
NB-113	0.06	0.069
NB-114	0.06	0.336
NB-115	0.06	0.177
NB-116	0.06	0.062
NB-117	0.06	0.685
NB-118	0.06	0.079
NB-119	0.06	0.22
NB-120	0.06	0.125
NB-121	0.06	0.015
NB-122	0.06	0.34
NB-123	0.06	0.887
NB-124	0.06	0.222
NB-125	0.06	1.25
NB-126	0.06	8.2
NB-127	0.06	0.198
NB-128	0.06	0.315
NB-129	0.06	0.909
NB-130	0.06	0.006
NB-131	0.06	3.94
NB-132	0.06	0.128
NB-133	0.06	0.075
NB-134	0.06	0.006
NB-135	0.06	0.256
NB-136	0.06	0.743
NB-137	0.06	9.75
NB-138	0.06	1.225
NB-139	0.06	0.401
NB-140	0.06	0.212
NB-160	0.06	0.465
NB-161	0.06	1.16
NB-162	0.06	1.6
NB-163	0.06	2.29
NB-164	0.06	2.53
NB-165	0.06	0.912



On July 15, 2014, the Company executed a mineral property option agreement with Ximen Mining Corp. ("Ximen"), a Canadian issuer listed on the TSX Venture Exchange, pursuant to which Ximen may earn up to a 100% interest in the Registrant's "Brett West" and "Bouleau Creek" mineral claims (the "Brett West Claims") in southeastern British Columbia. Under the terms of Agreement, Ximen may earn up to a 100% interest in the Brett West Claims by making aggregate payments to North Bay of USD \$600,000, consisting of \$300,000 in cash and issuing \$300,000 in shares of Ximen common stock. Of the aggregate payments, \$100,000 in cash and \$100,000 in stock are due upon receipt of regulatory acceptance of the agreement by the TSX Venture Exchange, and equal payments of \$50,000 cash and \$50,000 in shares of Ximen stock are each due upon the 1st, 2nd, 3rd, and 4th 6-month anniversaries of the Agreement. This regulatory approval has been received, and the initial consideration has been paid, including 217,391 shares of Ximen common stock at a market value on issuance of \$0.46 per share.

**The Tulameen Platinum Project** covers 231 hectares (571 acres) and is located along the Tulameen River in the Cascade Mountains of southwestern British Columbia, approximately 150 kilometres northeast of Vancouver.



As documented in BC MINFILE 092HNE128, this occurrence is hosted in the dunite-rich core of the Early Jurassic Tulameen Ultramafic Complex, a zoned Alaskan-type intrusive complex. Mineralization occurs in a serpentine breccia zone containing fragments of dunitite/peridotite cemented by a matrix of serpentine. The zone is 180 metres long, up to 155 metres wide and lies mostly north of the river, on either side of the creek. Platinum occurs in elevated values in the breccia and in the surrounding dunitite/peridotite.

[Table of Contents](#)

In 2013 the Company undertook a prospecting survey designed as a reconnaissance study of the main rock types, mineralization, and of the mineral potential of the Tulameen ultramafic rocks. Assays returned values in line with the ones obtained by previous explorationists evidenced in the British Columbia MINFILE reports. Top values were 0.54 g/t platinum, 0.18 g/t gold, 0.195% copper, 0.138% nickel, 15.40% iron and 20.3% chromium. The samples were analyzed by ALS Chemex in Vancouver, as follows:

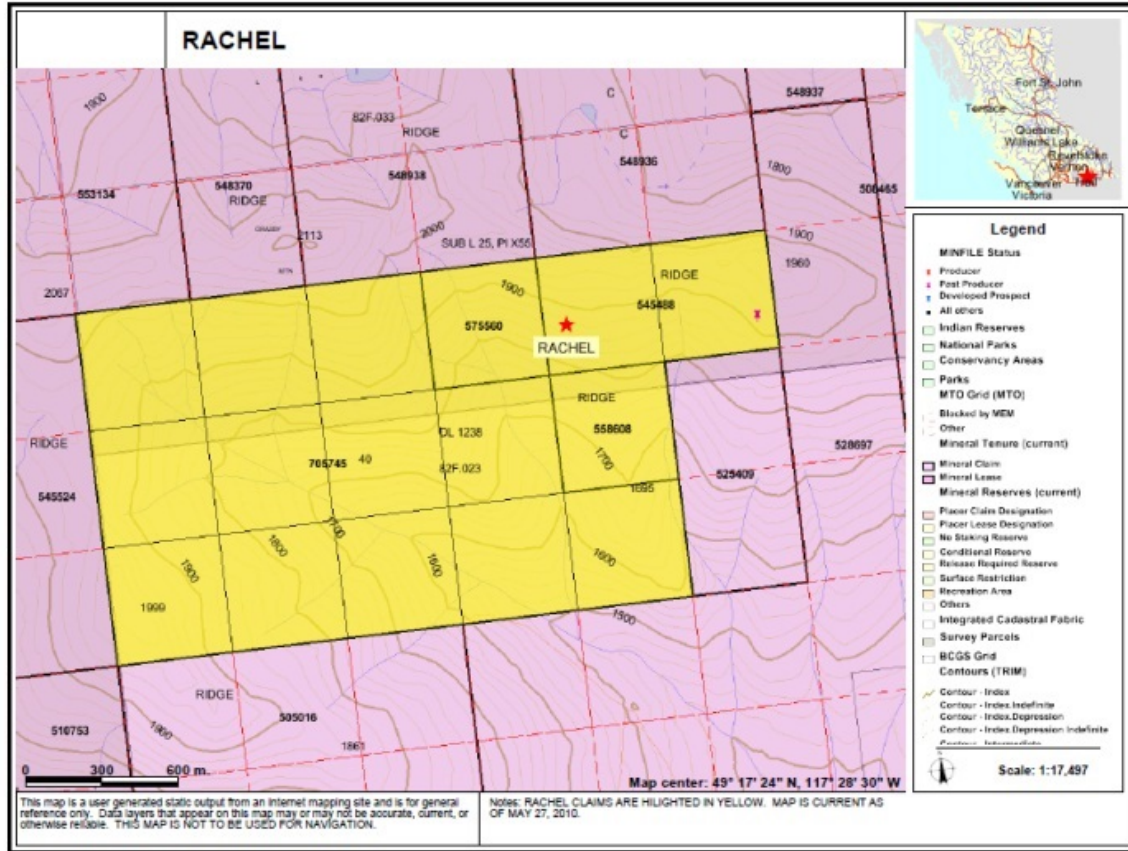
SAMPLE	Recvd Wt. kg	Pt g/t	Au g/t	Ir ppm	Rh ppm	Cr %	Cu ppm	Fe %	Ni ppm	Zn ppm
T-59	0.68	0.08	0.046	0.002	nil	0.272	150	5.78	1150	80
T-61	1.4	0.07	0.02	nil	nil	0.0940	30	6.43	1050	50
T-65A	0.76	0.54	0.037	0.019	0.019	3.18	80	9.01	560	130
T-65C	0.12	nil	0.056	0.006	0.009	20.30	nil	15.4	1380	660
T-67	0.68	0.14	0.039	0.003	0.006	0.671	1950	6.75	1000	100
T-68A	0.66	0.08	0.18	0.002	nil	0.769	nil	7.67	1260	70

The 2013 program also revealed that the PGM mineralization hosted in the dunite is accompanied by olivine, an industrial mineral. Among its many uses, olivine is presently considered to have a strategic use in carbon dioxide (CO<sub>2</sub>) sequestration. It is therefore believed that the olivine industrial mineral potential of the project might be significant. Mining of the dunite rocks for olivine industrial mineral is believed to have a greater potential than mining for precious and base metals alone. The potential for mineral sequestration of carbon dioxide of the Tulameen dunite rocks could further improve the economics of a possible olivine mining project.

The 2013 survey concluded the mining of the olivine rich core of the Tulameen Ultramafic Complex has to be envisioned as a possible open pit mining operation that would include on-site processing of the rock (crushing, grinding, flotation and/or gravity concentration) as this could be the only viable solution for moving the project forward. The main product could be represented by olivine industrial mineral, while by-products could be represented by metals (PGM, chromite, magnetite). The tailings could be marketed for their CO<sub>2</sub> sequestration potential. Drilling of the potentially economic zones has to be undertaken as a next step which is deemed necessary in understanding the characteristics of the unaltered dunite rocks and associated mineralization. If successful, mineral resources and reserves could be estimated and used in a Preliminary Economic Assessment (PEA) of the olivine-PGM deposit.

The Company is presently considering whether to further explore the property independently, or to engage a joint-venture partner to fund the project. There is no guarantee the Company will be successful in either of these efforts.

The Rachel Property is located approximately 17 kilometres northwest of the village Salmo in southeastern British Columbia, and covers 337 hectares (832 acres).



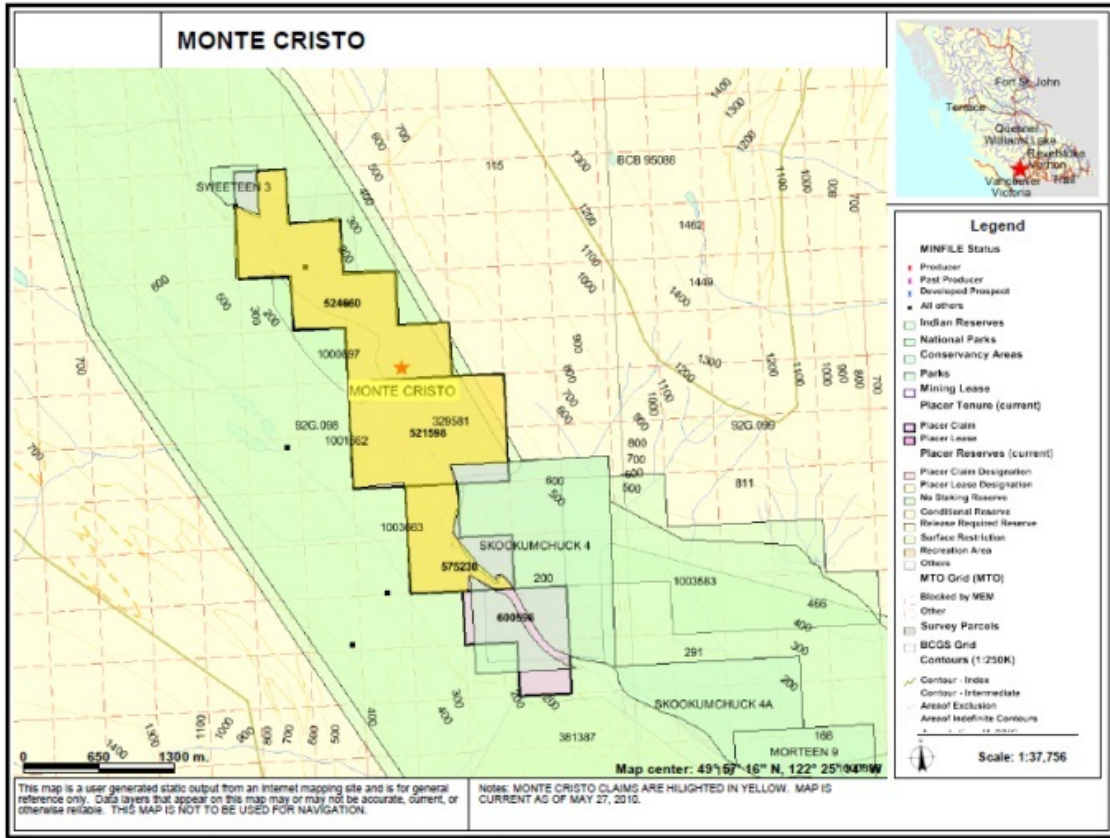
As documented in British Columbia government records, the Rachel is known to contain gold, silver and lead mineralization. In 1980, Kimberley Gold Mines removed 14 tonnes of ore from the adit, yielding an average assay of 66.64 grams per tonne gold, 271.5 grams per tonne silver, and 9.42 per cent lead (Source: MINFILE 082FSW299).

The Company has no plans at the present time to explore the property independently, and intends to engage a joint-venture partner to fund the project. There is no guarantee the Company will be successful in this effort.

**The Monte Cristo Property** is located in a wide section of the Lillooet River Valley, approximately 31 kilometers northwest of the north end of Harrison Lake in south-central British Columbia. It covers 333 hectares (820 acres).

The Company owns a 100% undivided interest in the placer rights underlying the property, the surface of which is owned by the Province of British Columbia, also known as Crown Land. Subsequent to the acquisition, British Columbia created a reserve that does not allow any further staking of placer claims. However, as our claims were pre-existing, our placer rights have been grandfathered and remain valid for as long as we continue to maintain the property in good standing. The property is also adjacent to an Indian reservation, and any exploration or mining work will require the approval of the local First Nations council.

The Monte Cristo Property was acquired in August 2006 by way of purchase from a private individual. Consideration paid was \$9,750 USD cash and 130,000 shares of common stock, plus a 2% NSR.



As documented in BC MINFILES 092GNE019 and 092GNE013, the mineralization of the property consists of precious metal bearing sands that cover a 400 to 800 meter wide section of the Lillooet River valley. These post-Pleistocene sands contain gold and platinum in submicron sized particles. In 1970, a 1.4 kilogram sample of sand, taken at least a meter below surface, assayed 2.47 grams per tonne gold, 4.80 grams per tonne silver, 2.77 grams per tonne platinum, and 2.71 grams per tonne palladium.

[Table of Contents](#)

On February 14, 2012, an exploration and sampling program on the Monte Cristo property was conducted under the supervision of Ms. Agathe Bernard, B.Sc.. The initial goal of the work program was to verify the presence of submicron size metals in the sand material along the Lillooet River, which was previously indicated by work conducted in 1970 by G.L. Kirwin, B.Sc., and J.M. Ashton, P.Eng., as documented in BC Assessment Report 2589. Instead, the crew unexpectedly found an abundance of visible gold, with some particles as large as one millimeter.

The first 17 samples of black sand were concentrated on site using a Keen concentrator and reduced in volume by approximately 20 to 1000 times to concentrate the fine part of the sample. The concentration was supervised by Ms. Bernard, and the samples were sent to ALS Labs in Vancouver for analysis. The assay results are reported as follows:

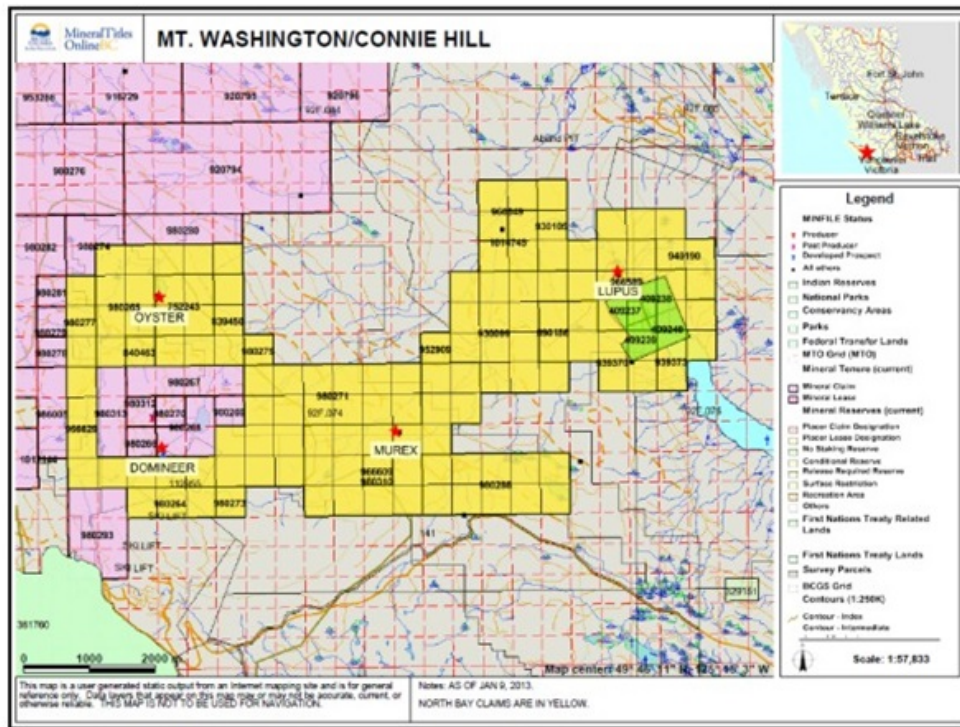
<b>SAMPLE DESCRIPTION</b>	<b>Weight kg</b>	<b>Au g/t</b>	<b>Au g/t (diluted)**</b>	<b>Ag g/t</b>	<b>Ag g/t (diluted)**</b>	<b>Pt g/t</b>	<b>Pd g/t</b>
PS17-120216	0.12	75.3	3.77	20.2	1.01	nil	0.003
PS01-120215	0.04	NSS*	NSS	NSS	NSS	NSS	NSS
PS02-120215	0.06	79.8	3.99	0.06	0	nil	0.002
PS03-120215	0.04	71.7	3.59	nil	nil	nil	0.001
PS04-120215	0.08	5.66	0.28	23	1.15	0.012	0.005
PS05-120215	0.16	3.32	0.17	1.84	0.09	nil	0.003
PS06-120215	0.12	27.4	1.37	nil	nil	nil	0.003
PS07-120215	0.02	65.3	3.27	2.18	0.11	nil	0.006
PS08-120215	0.02	71.3	3.57	nil	nil	nil	0.004
PS09-120215	0.08	9.47	0.47	4.13	0.21	nil	0.002
PS10-120215	0.06	0.76	0.04	0.09	0	nil	0.003
PS11-120215	0.08	1.76	0.09	0.24	0.01	0.005	0.004
PS12-120216	0.14	112.5	5.63	nil	nil	nil	nil
PS13-120516	0.04	60.8	3.04	nil	nil	nil	0.003
PS14-120216	0.06	8.94	0.45	nil	nil	0.067	0.004
PS15-120516	0.1	114	5.7	nil	nil	nil	nil
PS16-120216	0.08	74.8	3.74	65.1	3.26	nil	nil

\* NSS is non-sufficient sample size

\*\* As the samples were concentrated, only the very fine and heavy particulate were analyzed. This magnifies the values from real concentration 20 to 1000 times. The estimated diluted values indicate what would be expected from a raw bank cubic yard of material prior to concentration processing.

In January 2012, prior to the above described work program, the Company amended its aforementioned Memorandum of Understanding with PWC to include a joint-venture on the Monte Cristo property. As of the date of this prospectus, a definitive agreement has not yet been executed. Under the terms of the Memorandum of Understanding, a definitive agreement will be signed within 60 days of formal permit approval by the British Columbia Ministry of Mines and the local First Nations governments. Said permits have been applied for, but as of the date of this prospectus these milestones have not yet been achieved, and there is no guarantee that such approvals will be forthcoming, or that the joint-venture will be successful.

The **Mt. Washington/Connie Hill Property** is located on Vancouver Island, approximately 15 kilometres northwest of Courtenay in southwestern British Columbia, and presently covers 2,796 contiguous hectares (6,906 acres). The property extends from Constitution Hill and Wolf Lake southwest towards Mount Washington, and includes several zones of mineralization for 10 kilometres along Murex Creek to Mt. Washington, including the Lupus, Ideal, Murex, Oyster, and the southern portion of the Domineer deposits at Mount Washington.



As documented in British Columbia government records, the property is known to contain gold, silver zinc, copper, and lead mineralization. A sample of the zone material taken from the Lupus showing across 0.90 metres assayed 4.42 grams per tonne gold, 20.57 grams per tonne silver, 0.60% zinc, 0.15% copper, 1.59% lead and 0.01% arsenic (Source: MINFILE 092F 308).

The Murex zone is on the northeast slope of Mt. Washington, and represents an area of mineralization covering approximately 700 by 700 metres, with an estimated depth of 175 metres. It has been previously tested by a number of diamond-drill holes by several previous operators, with a 4 metre section of core assaying 4.08 per cent copper, 32.91 grams per tonne silver and 6.31 grams per tonne gold. A total of five zones have been identified within the Murex deposit, labeled Zones A, B, C, D, and E. Drilling on the Murex by Noranda in 1988 yielded significant intercepts, as follows (Sources: MINFILE 092F 206, BC Assessment Report 30010):

- NMX-88-17 yielded 0.25m. @ 3.7 g/t gold, 46 g/t silver and 9.7% copper from 196.5 to 197.21 m. from a massive sulphide vein in Zone A
- NMX-89-25 yielded 4.0 m. @ 6.5 g/t gold, 30 g/t silver and 4.1% copper from 29 to 33m., including: 1.0 m. @ 21 g/t gold, 71 g/t silver and 9.3% copper from 29 to 30 m. in a massive sulphide vein in basalt with pyrrhotite, chalcopyrite and pyrite
- NMX-89-26 yielded 6.5 m. @ 0.23 g/t gold, 7.3 g/t silver and 1.1% copper from 16.2 to 22.7 m. in a siliceous basaltic breccia with pyrrhotite and chalcopyrite

[Table of Contents](#)

The Oyster zone is situated approximately 3 km north of Mt. Washington. Drilling and sampling documented in a 2008 NI 43-101 Technical Report by the previous operator, Bluerock Resources, documents a 43 centimetre section of core that assayed 2.78 grams per tonne gold, 6.86 grams per tonne silver, and 0.07% copper (Sources: MINFILE 092F 365, BC Assessment Report 30010).

In 2013 the Company engaged Mr. Jacques Houle, P.Eng., to undertake a comprehensive study of the main rock types, mineralization and of the mineral potential of the Mount Washington property. This fieldwork included select outcrop grab sampling with highlights achieved at the following locations:

- Oyster Breccia Area – 3 samples taken from three separate known mineralized sites documented in ARIS report 17193 yielded up to 1.39 g/t gold.
- Lupus/Wolf Lake Area – 2 samples taken from three separate known mineralized sites documented in ARIS reports 27430 and 28405 yielded up to 16.4 g/t gold and 1.18% copper in 2 different samples.
- Murex Breccia Area – 4 samples taken from four separate known mineralized sites documented in ARIS report 18391 and 7 select outcrop grab samples taken from areas of recently exposed or previously undocumented mineralized sites yielded up to 3.55 g/t gold, 0.749% copper and 0.026% molybdenum in 2 different samples.

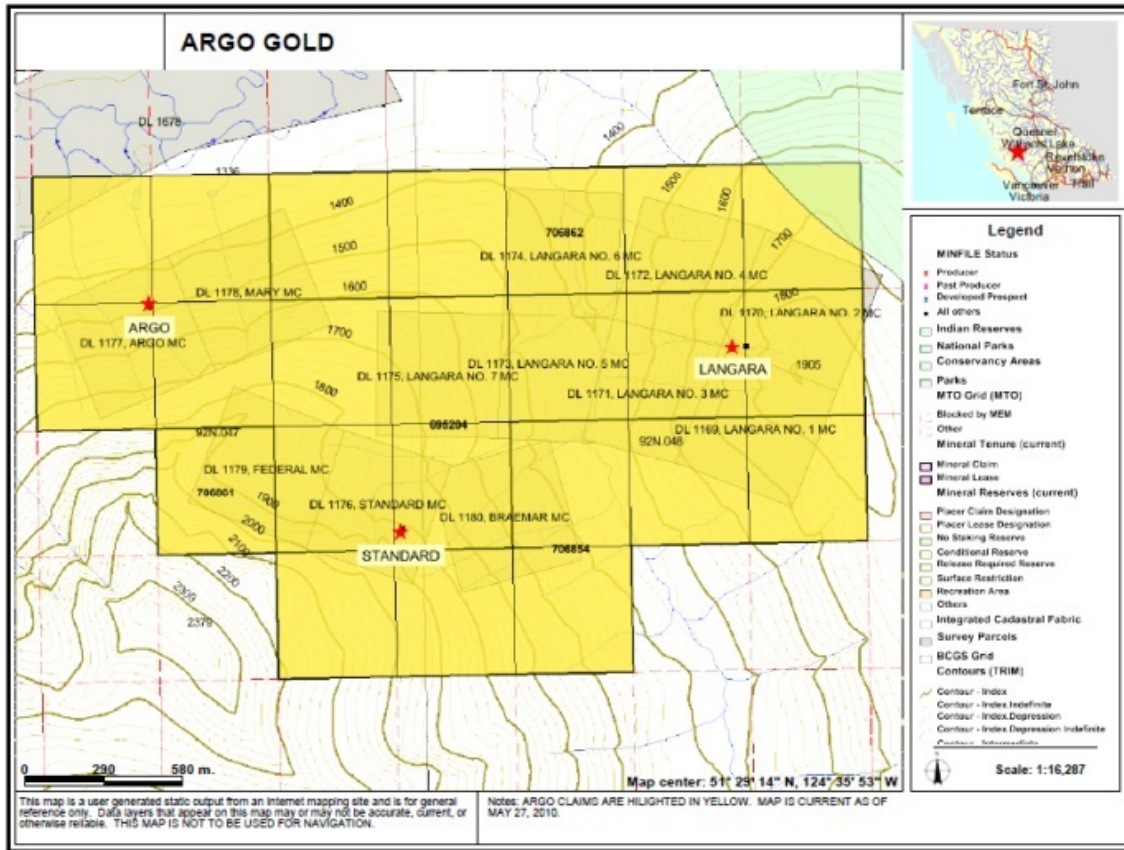
The samples were analyzed by AGAT Laboratories in Ontario, as follows:

Sample	Recvd Wt kg	Au g/t	Ag g/t	Cu ppm	Mo ppm
E5123127	2.09	0.07	<0.5	18.8	16.8
E5123128	1.66	0.589	<0.5	313	43.3
E5123129	1.49	1.39	3.2	479	2.3
E5123130	1.94	3.55	11.9	7490	70.6
E5123131	1.55	0.008	<0.5	249	2.5
E5123132	1.88	0.005	<0.5	438	10.2
E5123133	1.73	0.023	<0.5	457	3.9
E5123134	1.63	0.006	<0.5	638	1.8
E5123135	2.24	0.006	<0.5	953	14.4
E5123136	1.64	0.08	1.7	2580	20.1
E5123137	1.81	0.142	27.5	11800	4
E5123138	0.82	16.4	13.6	1090	2.6
E5123139	1.63	0.306	<0.5	243	<0.5
E5123140	1.81	0.014	<0.5	1020	264
E5123141	2.38	0.034	4.5	4740	159
E5123142	2.43	0.006	<0.5	1730	8.2
E5123143	2.13	0.008	<0.5	775	3.9

The Company is presently considering whether to further explore the property independently, or to engage a joint-venture partner to fund the project. There is no guarantee the Company will be successful in either of these efforts.

The **Argo Gold Property** is located 10 kilometres west of the south end of Tatlayako Lake, approximately 168 miles northwest of Vancouver, British Columbia. It covers 262 hectares (647 acres) and includes ten reverted crown grants.

The mineralized area of economic interest covers several square kilometres immediately south of Ottarasko Creek. The strike length is estimated as being at least 3 kilometres long, and is up to 300 metres in width. The target prospects are known as the Langara, the Standard, and the Argo.



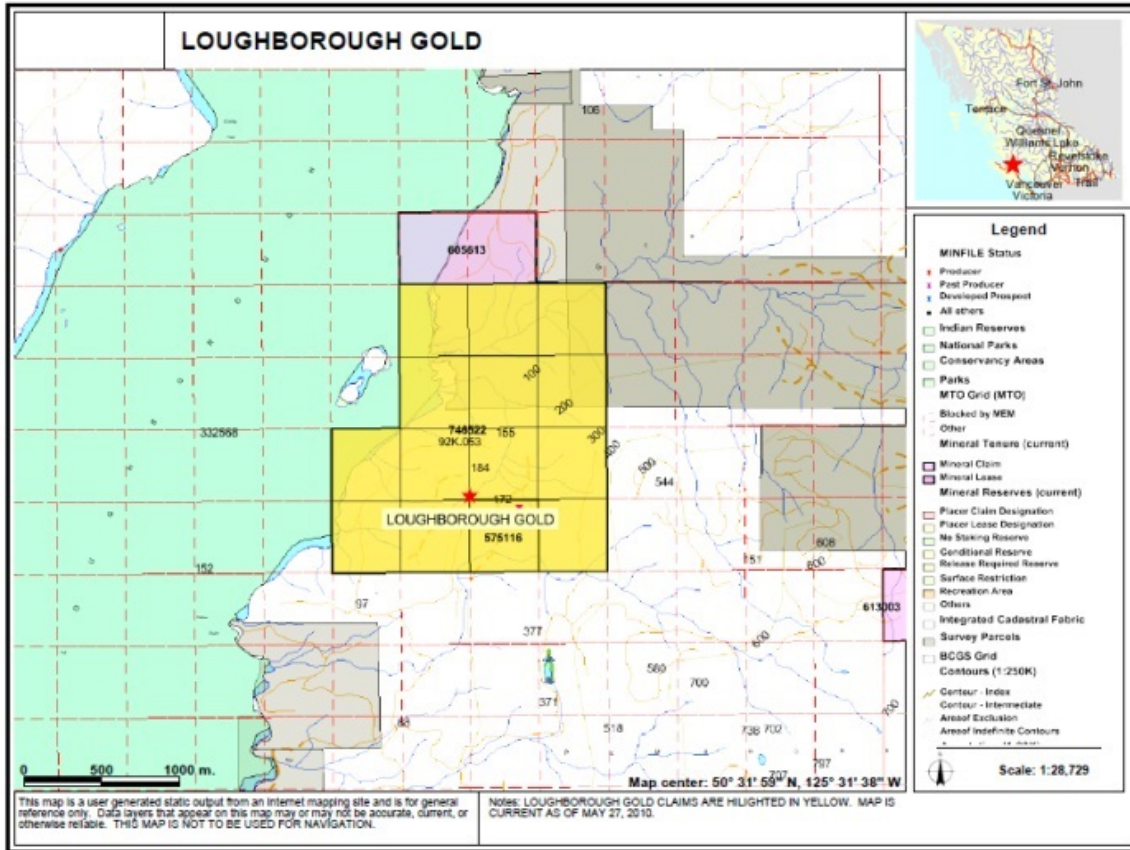


[Table of Contents](#)

As documented in British Columbia government records, the Argo property is known to contain gold and silver mineralization. On the Standard occurrence, mineralization is traceable for 75 metres over a width of 1 to 2 metres, with assays at 15 grams per tonne gold and 20.6 grams per tonne silver over 2 metres (Source: BC MINFILE 092N 037).

The Company has no plans at the present time to explore the property independently, and intends to engage a joint-venture partner to fund the project. There is no guarantee the Company will be successful in this effort.

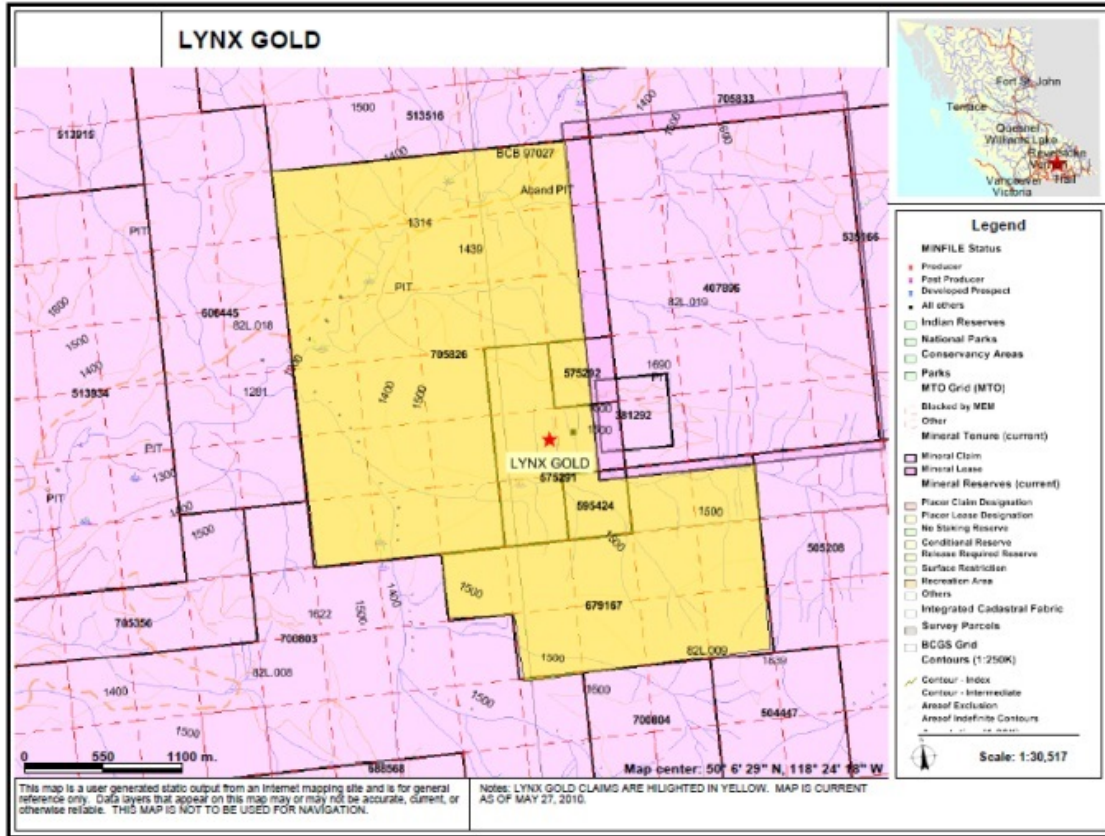
**The Loughborough Gold Property** is located on the east side of Loughborough Inlet, approximately 140 miles northwest of Vancouver, British Columbia, and covers 288 hectares (711 acres).



The property is known to contain gold, silver, and copper mineralization. Production records at the past-producing Loughborough Gold mine from 1935 to 1939 show that 114 ounces of gold, 457 ounces of silver, and 185 pounds of copper were produced from 122 tons mined and milled (Source: MINFILE 092K 048).

The Company has no plans at the present time to explore the property independently, and intends to engage a joint-venture partner to fund the project. There is no guarantee the Company will be successful in this effort.

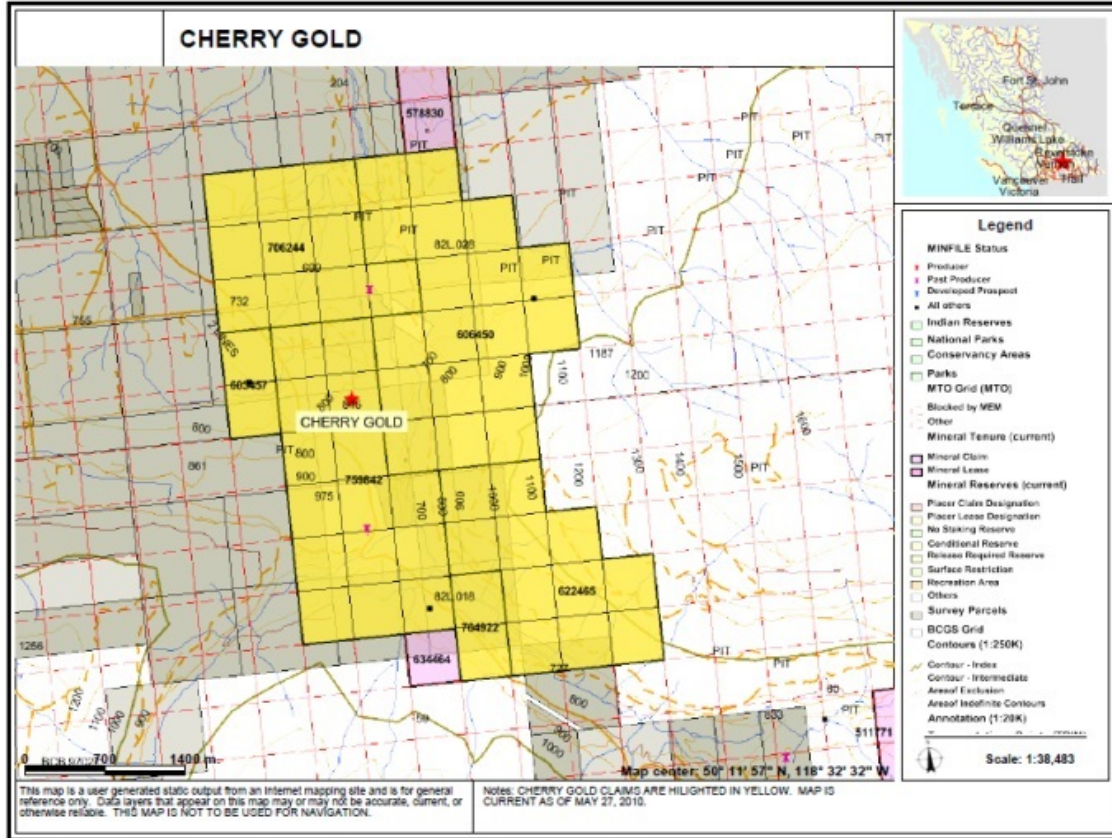
The Lynx Gold Property covers 622 hectares (1,536 acres) and is located approximately 75 miles southeast of Vernon in southeastern British Columbia.



The property is known to contain gold and silver mineralization. One drill intersection of the vein assayed 3.77 grams per tonne gold over 0.6 metres. Another intersection assayed 28.52 grams per tonne gold, 13.4 grams per tonne silver and 0.01 per cent copper across 1.07 metres (Source: MINFILE 082LSE055).

The Company has no plans at the present time to explore the property independently, and intends to engage a joint-venture partner to fund the project. There is no guarantee the Company will be successful in this effort.

**Cherry Gold** is a road-accessible property that covers 1,138 hectares (2,811 acres) located 9 kilometres east of Cherryville in southeastern British Columbia.

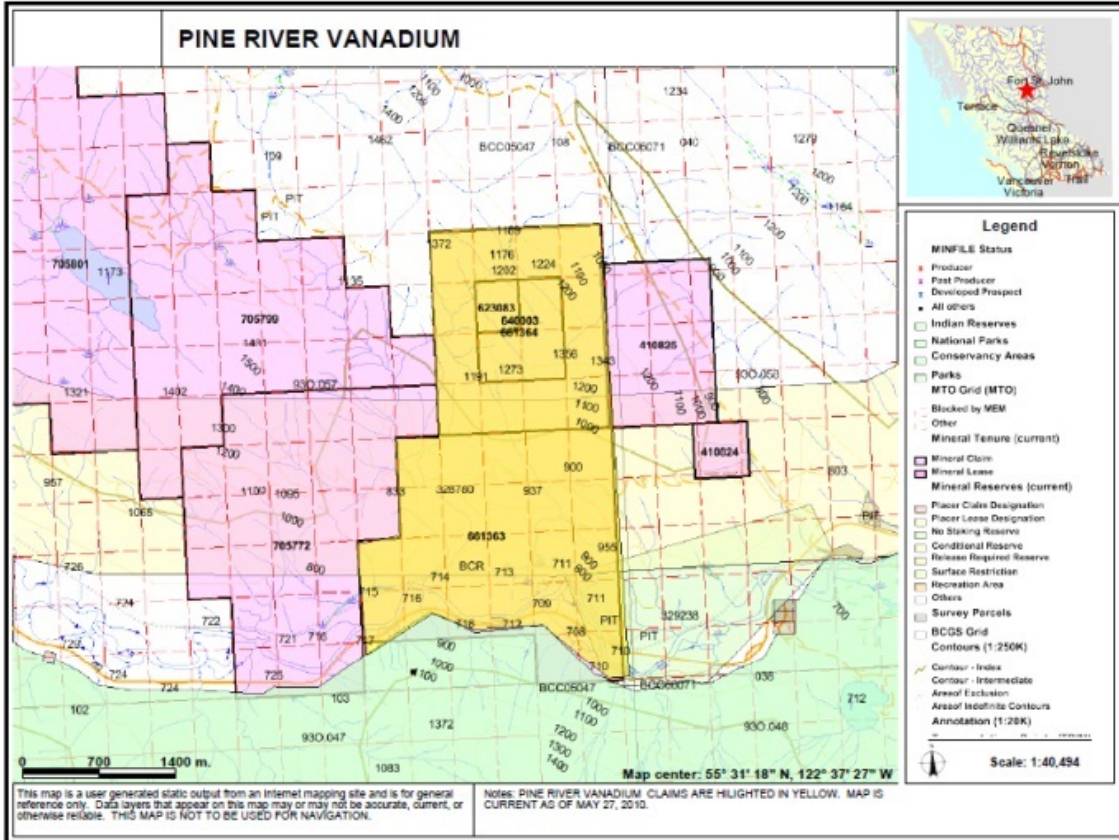


The property is known to contain gold, silver, and lead mineralization, as documented in BC MINFILE 082LSE063.

The Company has no plans at the present time to explore the property independently, and intends to engage a joint-venture partner to fund the project. There is no guarantee the Company will be successful in this effort.

**Pine River Vanadium** covers 330 hectares (815 acres) and is located in the Pine River Valley of north-central British Columbia, approximately 700 kilometres northeast of Vancouver and about 600 kilometres northwest of Edmonton, Alberta. While its location is remote, the property has excellent infrastructure with regard to both transportation and energy. A paved highway passes through and alongside the claims, which also runs parallel with the Pine River. The B.C. Railway crosses on the opposite side of the valley as does the Peace River Power transmission line. Natural gas and oil pipelines also follow the highway through the valley.

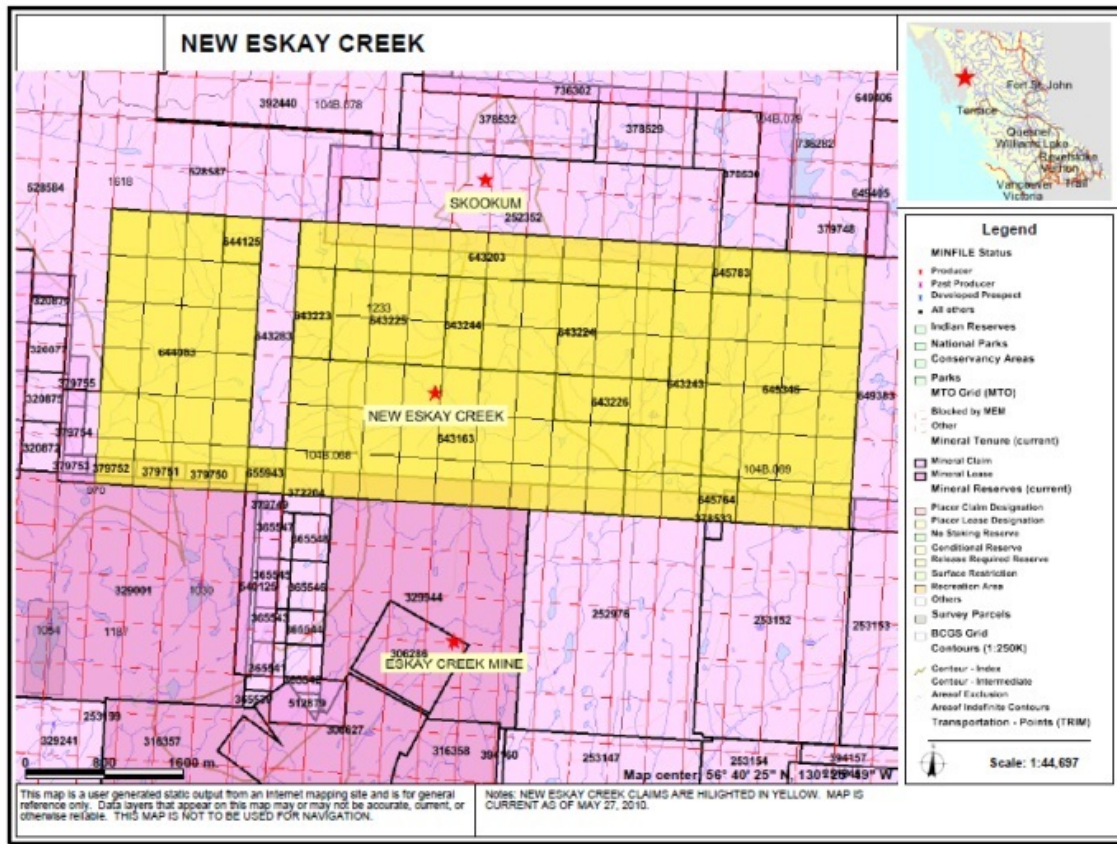
With the exception of tenures 623083, the Pine River Property was acquired by the direct staking of claims by the Company and payment of the required registration fees to the Province of British Columbia. Tenure 623083 was gifted to the Company by Speebo, Inc., a private company controlled by our Chief Executive Officer, Perry Leopold.



Sampling documented in BC MINFILE 0930 009 has defined a vanadium-bearing zone with a length of 200 metres and an estimated true width of 100 metres.

The Company has no plans at the present time to explore the property independently, and intends to engage a joint-venture partner to fund the project. There is no guarantee the Company will be successful in this effort.

**New Eskay Creek** is located in northwestern British Columbia, approximately 70 kilometres north of Stewart, and consists of 551 hectares (1,361 acres). Road access is provided by the Eskay Creek Mine Road, which extends from the Stewart-Cassiar Highway at Bob Quinn Lake and traverses through the western portion of the Company's claims before it reaches the Eskay Creek Mine.



According to British Columbia government records documented in BC MINFILE 104B 008, the major geological structure at Eskay Creek is known to trend to the north-northeast. This trend runs through the New Eskay Creek property, which to date remains unexplored.

The Company has no plans at the present time to explore the property independently, and intends to engage a joint-venture partner to fund the project. There is no guarantee the Company will be successful in this effort.

**Item 3. Legal Proceedings**

The Company is not a party to any litigation.

**Item 4. Mine Safety Disclosures**

The information concerning mine safety violations and other regulatory matters required by Section 1503(a) of the Dodd-Frank Wall Street Reform and Consumer Protection Act and Item 104 of Regulation S-K is included in Exhibit 95.1 and is incorporated by reference into this Annual Report

**PART II****Item 5. Market for Registrant's Common Equity, Related Stockholder Matters and Issuer Purchases of Equity Securities**

Since January 4, 2011, our Common Stock has been traded on the Over the Counter Bulletin Board ("OTCBB"), the OTCQB, and the OTC Pink Market under the symbol NBRI.

The following table sets forth, for the periods indicated, the high and low bid prices of the Company's Common Stock traded on the OTCBB, OTCQB, and OTC Pink Markets for the fiscal years ended December 31, 2014, and December 31, 2013. The quotations are split-adjusted as of December 31, 2014, and reflect inter-dealer prices, without retail mark-up, mark-down or commission, and may not represent actual transactions.

<b>Fiscal Year 2014</b>	<b>Common Stock</b>	
	<b>High</b>	<b>Low</b>
First Quarter	\$ 10.2	\$ 4
Second Quarter	\$ 6.6	\$ 2
Third Quarter	\$ 3	\$ 0.44
Fourth Quarter	\$ 0.5	\$ 0.02
<b>Fiscal Year 2013</b>	<b>High</b>	<b>Low</b>
First Quarter	\$ 26	\$ 6
Second Quarter	\$ 24	\$ 6
Third Quarter	\$ 19	\$ 8
Fourth Quarter	\$ 13	\$ 5.6

**Holders.** As of December 31, 2014, our common stock was held by approximately 1,786 stockholders, reflecting stockholders of record or persons holding stock through nominee or street name accounts with brokers. Our transfer agent is Colonial Stock Transfer Co., Inc., 66 Exchange Place, Salt Lake City, UT 84111, phone number (801) 355-5740. The transfer agent is responsible for all record-keeping and administrative functions in connection with the common shares of stock.

**Dividends.** We have never declared or paid a cash dividend. There are no restrictions on the common stock or otherwise that limit our ability to pay cash dividends if declared by the Board of Directors. We do not anticipate declaring or paying any cash dividends in the foreseeable future.

On December 2, 2013, the Board of Directors authorized the spinoff of our wholly-owned subsidiary, Ruby Gold, Inc. ("RGI") as a separate and independent public company. Once the spinoff is complete, the Company intends to issue a special stock dividend based on a ratio yet to be determined. Shareholders who are eligible to receive such stock dividend will be holders of common stock of North Bay as of the record date, which has yet to be set by the Board of Directors of the Company. On January 14, 2014, RGI filed a registration statement on Form 10 with the SEC to initiate said spinoff. After the RGI registration statement on Form 10 is deemed effective, the Board of Directors of the Company intends to then determine the date and ratio for the distribution of shares from the spin-off and a news release announcing the record date will be issued at that time. Other than the authorization for said spinoff by our Board of Directors and the Board of RGI, there are no agreements, formal or otherwise, in place between the respective companies, any affiliate of either company, or any other parties governing the spinoff, and no shareholder approvals are required. On March 10, 2014, RGI withdrew the Form 10 after discussions with the SEC and subsequently filed a registration statement on Form S-1 on May 1, 2014, to register 120 million shares of RGI as the stock dividend to be issued to our shareholders in the spinoff, which amounts to 40% of the issued and outstanding shares of RGI common stock currently owned by North Bay. As of the date of this report, RGI's registration statement is not yet effective, no determination has yet been made as to whether or not the stock dividend will be tax-free, there has been no further determination as to when the spinoff and stock dividend distribution might be completed, and there is no guarantee that it will be completed.

**The Securities Enforcement and Penny Stock Reform Act of 1990**

The Securities and Exchange Commission has adopted rules that regulate broker-dealer practices in connection with transactions in penny stocks. Penny stocks are generally equity securities with a price of less than \$5.00 (other than securities registered on certain national securities exchanges or quoted on the NASDAQ system, provided that current price and volume information with respect to transactions in such securities is provided by the exchange or system). Our shares are currently subject to the penny stock rules.

A purchaser is purchasing penny stock which limits the ability to sell the stock. The classification of penny stock makes it more difficult for a broker-dealer to sell the stock into a secondary market, which makes it more difficult for a purchaser to liquidate his/her investment. Any broker-dealer engaged by the purchaser for the purpose of selling his or her shares in us will be subject to Rules 15g-1 through 15g-10 of the Securities and Exchange Act. Rather than creating a need to comply with those rules, some broker-dealers will refuse to attempt to sell penny stock.

The penny stock rules require a broker-dealer, prior to a transaction in a penny stock not otherwise exempt from those rules, to deliver a standardized risk disclosure document prepared by the Commission, which:

- contains a description of the nature and level of risk in the market for penny stocks in both public offerings and secondary trading;
  - contains a description of the broker's or dealer's duties to the customer and of the rights and remedies available to the customer with respect to a violation to such duties or other requirements of the Securities Act of 1934, as amended;
  - contains a brief, clear, narrative description of a dealer market, including "bid" and "ask" prices for penny stocks and the significance of the spread between the bid and ask price;
  - contains a toll-free telephone number for inquiries on disciplinary actions;
  - defines significant terms in the disclosure document or in the conduct of trading penny stocks; and
  - contains such other information and is in such form (including language, type, size and format) as the Securities and Exchange Commission shall require by rule or regulation.
- The broker-dealer also must provide, prior to effecting any transaction in a penny stock, to the customer:
- the bid and offer quotations for the penny stock;
  - the compensation of the broker-dealer and its salesperson in the transaction;
  - the number of shares to which such bid and ask prices apply, or other comparable information relating to the depth and liquidity of the market for such stock; and
  - monthly account statements showing the market value of each penny stock held in the customer's account.

In addition, the penny stock rules require that prior to a transaction in a penny stock not otherwise exempt from those rules; the broker-dealer must make a special written determination that the penny stock is a suitable investment for the purchaser and receive the purchaser's written acknowledgment of the receipt of a risk disclosure statement, a written agreement to transactions involving penny stocks, and a signed and dated copy of a written suitability statement. These disclosure requirements have the effect of reducing the trading activity in the secondary market for our stock. Thus, stockholders may have difficulty selling their securities.

#### **Recent Sales (Issuances) of Unregistered Securities**

##### **2014**

During 2014, and pursuant to eleven partial conversion notices received, the Company issued an aggregate of 441,047 shares of common stock of the Company to satisfy \$151,236 of the principal and interest due on a Promissory Note ("the Note") dated July 11, 2012 with JMJ Financial, ("JMJ"). The number of shares issued was consistent with the terms of the agreement, therefore equity was credited for the value of the debt relieved with no gain or loss recorded. The Company believes this transaction was exempt from the registration requirements of the Securities Act in reliance upon Section 4(a)(2) of the Securities Act or Regulation D promulgated under the Securities Act.

During 2014 the Company issued 500 shares of restricted common stock to William S. Watters, the new COO of our wholly-owned subsidiary, Ruby Gold, Inc., as a signing bonus. The shares were valued at \$2,700 based on the closing market price on the date of grant. The Company believes this transaction was exempt from the registration requirements of the Securities Act in reliance upon Section 4(a)(2) of the Securities Act or Regulation D promulgated under the Securities Act.

During 2014, and pursuant to two partial conversion notices received, the Company issued an aggregate of 645,643 shares of common stock of the Company to satisfy \$85,629 of the principal and interest due on a Promissory Note dated October 2, 2012 with Tangiers Investors, LP, ("Tangiers"). The number of shares issued was consistent with the terms of the agreement, therefore equity was credited for the value of the debt relieved with no gain or loss recorded. The Company believes this transaction was exempt from the registration requirements of the Securities Act in reliance upon Section 4(a)(2) of the Securities Act or Regulation D promulgated under the Securities Act.

During 2014, and pursuant to ten partial conversion notices received, the Company issued an aggregate of 1,262,920 shares of common stock of the Company to satisfy \$302,565 of the principal and interest due on a Promissory Note dated October 1, 2013 with Typenex Co-Investment, LLC ("Typenex"). Included in the 1,262,920 were \$44,530 in true-up shares. The number of shares issued was consistent with the terms of the agreement, therefore equity was credited for the value of the debt relieved with no gain or loss recorded. The Company believes this transaction was exempt from the registration requirements of the Securities Act in reliance upon Section 4(a)(2) of the Securities Act or Regulation D promulgated under the Securities Act.

During 2014, and pursuant to a conversion notice received, the Company issued 20,772 shares of common stock of the Company to satisfy \$59,325 of the principal and interest due on a Promissory Note dated October 7, 2013 with LG Capital Funding LLC ("LG"). The number of shares issued was consistent with the terms of the agreement, therefore equity was credited for the value of the debt relieved with no gain or loss recorded. The Company believes this transaction was exempt from the registration requirements of the Securities Act in reliance upon Section 4(a)(2) of the Securities Act or Regulation D promulgated under the Securities Act.

During 2014, and pursuant to ten partial conversion notices received, the Company issued 687,373 shares of common stock of the Company to satisfy \$56,810 of the principal and interest due on a Promissory Note ("the Note") dated January 31, 2014 with GEL Properties, LLC ("GEL"). The number of shares issued was consistent with the terms of the agreement, therefore equity was credited for the value of the debt relieved with no gain or loss recorded. The Company believes this transaction was exempt from the registration requirements of the Securities Act in reliance upon Section 4(a)(2) of the Securities Act or Regulation D promulgated under the Securities Act.

During 2014 and pursuant to eight partial conversion notices received, the Company issued 845,634 shares of common stock of the Company to satisfy \$33,992 of the principal and interest due on a Promissory Note ("the Note") dated March 13, 2014 with Union Capital LLC ("Union"). The number of shares issued was consistent with the terms of the agreement, therefore equity was credited for the value of the debt relieved with no gain or loss recorded. The Company believes this transaction was exempt from the registration requirements of the Securities Act in reliance upon Section 4(a)(2) of the Securities Act or Regulation D promulgated under the Securities Act.

During 2014 and pursuant to a partial conversion notice received, the Company issued 84,946 shares of common stock of the Company to satisfy \$9,514 of the principal and interest due on a Promissory Note ("the Note") dated April 10, 2014 with Caesar Capital Group, LLC ("Caesar "). The number of shares issued was consistent with the terms of the agreement, therefore equity was credited for the value of the debt relieved with no gain or loss recorded. The Company believes this transaction was exempt from the registration requirements of the Securities Act in reliance upon Section 4(a)(2) of the Securities Act or Regulation D promulgated under the Securities Act.

During 2014 and pursuant to ten partial conversion notices received, the Company issued 858,750 shares of common stock of the Company to satisfy \$48,360 of the principal and interest due on a Promissory Note ("the Note") dated March 27, 2014 with Beaufort Capital Partners LLC ("Beaufort"). The number of shares issued was consistent with the terms of the agreement, therefore equity was credited for the value of the debt relieved with no gain or loss recorded. The Company believes this transaction was exempt from the registration requirements of the Securities Act in reliance upon Section 4(a)(2) of the Securities Act or Regulation D promulgated under the Securities Act.

During 2014 and pursuant to six partial conversion notices received, the Company issued an aggregate of 1,333,355 shares of common stock of the Company to satisfy \$24,741 of the principal and interest due on a Promissory Note ("the Note") dated April 21, 2014 with WHC Capital, LLC ("WHC "). The number of shares issued was consistent with the terms of the agreement, therefore equity was credited for the value of the debt relieved with no gain or loss recorded. The Company believes this transaction was exempt from the registration requirements of the Securities Act in reliance upon Section 4(a)(2) of the Securities Act or Regulation D promulgated under the Securities Act.

During 2014, and pursuant to ten conversion notices received, the Company issued 1,820,838 shares of common stock of the Company to satisfy \$33,672 of the principal and interest due on a Promissory Note dated February 3, 2014 with LG Capital Funding LLC ("LG"). The number of shares issued was consistent with the terms of the agreement, therefore equity was credited for the value of the debt relieved with no gain or loss recorded. The Company believes this transaction was exempt from the registration requirements of the Securities Act in reliance upon Section 4(a)(2) of the Securities Act or Regulation D promulgated under the Securities Act.



During 2014 the Company issued 1,841 restricted shares of common stock of the Company to Carter Terry & Company, a registered broker-dealer, for accrued commissions in connection with the Typenex Note. The Company believes this transaction was exempt from the registration requirements of the Securities Act in reliance upon Section 4(a)(2) of the Securities Act or Regulation D promulgated under the Securities Act.

### **2013**

During 2013, and pursuant to twelve partial conversion notices received, the Company issued an aggregate of 56,148 shares of common stock of the Company to satisfy \$283,920 of the principal and interest due on a Promissory Note ("the Note") dated July 11, 2012 with JMJ Financial, ("JMJ"). The number of shares issued was consistent with the terms of the agreement, therefore equity was credited for the value of the debt relieved with no gain or loss recorded.

During 2013, the Company issued 28,500 shares of common stock to Tangiers Investors LP ("Tangiers") pursuant to a Securities Purchase Agreement entered into with Tangiers on October 7, 2009, as amended, in consideration of \$197,000. As noted within footnote 10 of our financial statements, these shares were considered unregistered and re-classified to temporary equity based on the potential cash redemption to the investor.

During 2013, the Company issued 286 shares of restricted common stock for geological services rendered in the amount of \$4,000.

During 2013, the Company issued 473 shares of restricted common stock for mining safety & health services rendered in the amount of \$3,782.

During 2013, the Company issued 200 shares of restricted common stock as bonuses for mining services.

During 2013, the Company issued 744 shares of restricted common stock as a commission paid to Carter Terry & Company, a registered broker-dealer.

During 2013, the Company issued 25,000 shares of common stock to our Chief Executive Officer to reduce the aggregate amount of deferred compensation owed to him by \$180,000.

During 2013, the Company issued 1,389 shares of common stock to director Fred Michini for director fees of \$10,000 earned during 2013.

### **Recent Stock Option Grants**

None.

### **Securities Authorized for Issuance Under Equity Compensation Plans**

None.

### **Transfer Agent**

Our transfer agent is Colonial Stock Transfer Co., Inc., 66 Exchange Place, Salt Lake City, UT 84111, phone number (801) 355-5740.

### **Issuer purchase of equity securities**

There were no issuer purchases of securities during the period covered by this report.

**Item 6. Selected Financial Data**

We are a smaller reporting company as defined by Rule 12b-2 of the Securities Exchange Act of 1934 and are not required to provide the information under this item.

**Item 7. Management’s Discussion and Analysis of Financial Condition and Results of Operations**

**NOTE REGARDING FORWARD-LOOKING STATEMENTS**

*Certain matters discussed herein are forward-looking statements. Such forward-looking statements contained herein involve risks and uncertainties, including statements as to:*

- *our future operating results;*
- *our business prospects;*
- *our contractual arrangements and relationships with third parties;*
- *the dependence of our future success on the general economy;*
- *our possible financings; and*
- *the adequacy of our cash resources and working capital.*

*These forward-looking statements can generally be identified as such because the context of the statement will include words such as we “believe,” “anticipate,” “expect,” “estimate” or words of similar meaning. Similarly, statements that describe our future plans, objectives or goals are also forward-looking statements. Such forward-looking statements are subject to certain risks and uncertainties which are described in close proximity to such statements and which could cause actual results to differ materially from those anticipated as of the date of this report. Shareholders, potential investors and other readers are urged to consider these factors in evaluating the forward-looking statements and are cautioned not to place undue reliance on such forward-looking statements. The forward-looking statements included herein are only made as of the date of this report, and we undertake no obligation to publicly update such forward-looking statements to reflect subsequent events or circumstances.*

**MANAGEMENT’S DISCUSSION AND ANALYSIS OF FINANCIAL CONDITION AND RESULTS OF OPERATIONS**

You should read the following discussion of our financial condition and results of operations in conjunction with the consolidated financial statements and the notes thereto, included elsewhere in this report. The following discussion contains forward-looking statements that reflect our plans, estimates and beliefs. Our actual results could differ materially from those discussed in the forward-looking statements. Factors that could cause or contribute to those differences include those discussed below and elsewhere in this report, particularly in the “Risk Factors” section.

**Overview**

We seek to acquire, explore, develop, and exploit natural resource properties with extensive reserves of precious metals, including gold, silver, platinum, and palladium, as well as base metals, including copper, zinc, lead and molybdenum. The Company’s business plan is based on the Generative Business Model, which is designed to leverage our mining properties and mineral claims into near-term income streams even during the earliest stages of exploration and development. This is accomplished by entering into sales, joint-venture, and/or option contracts with other mining companies, for which the Company generates income through payments in cash, stock, and other consideration.

We are an exploration stage company and there is no assurance that a commercially viable mineral deposit exists on any of our properties. Further exploration will be required before any final evaluation as to the economic viability and feasibility of any of our mining projects can be determined.

On July 1, 2011 we acquired Ruby Gold, Inc. and the Ruby Mine. The Ruby Mine is an underground placer and lode mine located between Downieville and Forest City, in Sierra County, California. With the exception of the Ruby Mine, we currently do not control any properties with active or imminent mining operations in the United States. Work commenced at the Ruby Mine during Q4 2011 to rehabilitate the Ruby Tunnel and renovate the infrastructure. The initial phase of this work was completed in the third quarter of 2013 with the restoration of natural air flow throughout the extent of the Ruby tunnel and the reopening of the tunnel for a full mile to restore access to the Black Channel and the Big Bend mining targets. Mill renovation has been completed, and the wash plant is fully operational as of the date of this report. While test mining (bulk sampling) has begun, there is no guarantee that mining activities will continue, or that our mining activities will be successful. As of December 31, 2014, construction and renovation costs directly related to the Ruby tunnel rehab and excluding acquisition, depreciation, and regulatory expenses totaled \$2,790,393.

With the exception of the Fraser River Project, we currently do not control any properties with active or imminent mining in Canada. Mining activities commenced at the Fraser River Project on October 23, 2012, to begin the excavation of test pits. Operations were suspended for the winter in December, 2012. A new permit was subsequently applied for and was issued in July 2013. Mining activities are currently on hold pending completion of a Heritage Impact Assessment requested by the Province of British Columbia. This survey began in Q2 2014 and has not yet been completed. There is no guarantee that mining operations will resume or that commercial production will begin at the Fraser River Project, or that our mining activities will be successful.

As of December 31, 2014 and December 31, 2013, gains from option agreements totaled \$200,000 and \$0, respectively. Of the \$200,000 recognized in 2014, \$100,000 in cash and \$100,000 in stock was received from Ximen Mining Corp. As of December 31, 2014 and December 31, 2013, cash gains from claim sales totaled \$2,000 and \$285,174, respectively. As per GAAP, these revenues have been classified as "Other Income". Top-line revenue is reserved for when we begin actual mining operations and begin generating revenue from mine production.

As of December 31, 2011, the Company had a Memorandum of Understanding ("MOU") with Devlin's Bench Mining Ltd and P. Wright Contracting Ltd ("PWC") to engage in a joint-venture on the Company's Fraser River Platinum project. Subsequent to December 31, 2011, the MOU was amended to include a second joint-venture on the Company's Monte Cristo property. As of the date of this report, a definitive agreement has not yet been executed. Under the terms of the MOU, a definitive agreement will be signed within 60 days of formal permit approval by the British Columbia Ministry of Mines and the local First Nations governments. A mining permit for the Fraser River Project was issued on June 25, 2012, but as of the date of this report a definitive agreement with PWC has not yet been signed. As of the date of this report, the Company continues to own and control 100% of the project. During 2013, the joint venture with PWC was terminated and the Company executed a definitive joint-venture agreement for mining operations on Fraser River Project with Solid Holdings Ltd. ("Solid"), a private company domiciled in British Columbia and based in Houston, BC. The terms of the agreement call for Solid to provide all equipment, personnel, and related expenditures required to initiate and sustain mining operations at the Fraser River Project JV. The Company will be responsible for maintaining the property in good standing and securing the permits required for mining operations to proceed. The Company will retain 100% ownership of the property, and will be paid a 20% net smelter royalty ("NSR") on all metals recovered from operations, with Solid retaining 100% of the net profits following payment of the aforementioned NSR. Solid will be deemed the project operator, and will be responsible for the day-to-day operations.

With the exception of the Ruby Mine and the Fraser River Project, we currently do not control any properties with active or impending mining underway. The Ruby Mine has begun work to rehabilitate the Ruby tunnel and has initiated test mining (bulk sampling), and the Fraser River Project has begun initial test pit excavations, but there is no guarantee yet that commercial production of gold can commence.

On January 9, 2014, the Company and our wholly-owned subsidiary, Ruby Gold, Inc. ("RGI"), executed a definitive joint-venture agreement (the "Ruby JV Agreement"), with regard to the mining and exploitation of the Ruby Mine in Sierra County, California (the "Ruby"). Under the terms of the Ruby JV Agreement, the Company will fund Ruby through loans, as needed, to maintain the property and operations thereof. RGI will remain the owner and operator of Ruby, and the Company shall be apportioned a 50% interest of net income distribution from Ruby once all debt has been extinguished.

On July 15, 2014, the Company executed a mineral property option agreement with Ximen Mining Corp. ("Ximen"), a Canadian issuer listed on the TSX Venture Exchange, pursuant to which Ximen may earn up to a 100% interest in the Registrant's "Brett West" and "Bouleau Creek" mineral claims (the "Brett West Claims") in southeastern British Columbia. Under the terms of Agreement, Ximen may earn up to a 100% interest in the Brett West Claims by making aggregate payments to North Bay of USD \$600,000, consisting of \$300,000 in cash and issuing \$300,000 in shares of Ximen common stock. Of the aggregate payments, \$100,000 in cash and \$100,000 in stock are due upon receipt of regulatory acceptance of the agreement by the TSX Venture Exchange, and equal payments of \$50,000 cash and \$50,000 in shares of Ximen stock are each due upon the 1st, 2nd, 3rd, and 4th 6-month anniversaries of the Agreement. This regulatory approval has been received, and the initial consideration has been paid, including 217,391 shares of Ximen common stock at a market value on issuance of \$0.46 per share.

With the exception of the Ruby Mine and the Fraser River Project, we currently do not control any properties with active or impending mining underway. The Ruby Mine has begun work to rehabilitate the Ruby tunnel and has initiated bulk sampling, and the Fraser River Project has begun initial test pit excavations, but there is no guarantee yet that commercial production of gold can commence.

As of December 31, 2014, we own the mineral rights to 184 mining claims in British Columbia encompassing an aggregate of 30,330 acres (12,279 hectares). This is a snapshot in time, and the number may be quite different six months or one year from now. The Company has a very active exploration program in place, which on a daily basis will add new claims, drop or reduce the size of others, and maintain the rest. All of our claims are under constant review, and may be decreased or further increased at any time, depending on the constant re-evaluation of our present holdings, and the availability of new opportunities in the future as other claims of merit become available for acquisition. Our mineral property acquisition costs are capitalized, and our mineral property exploration costs are expensed as incurred. When it has been determined that a mineral property can be economically developed as a result of establishing proven and probable reserves, the costs incurred to develop such property are capitalized. To date the Company has not established any reserves on its claims. Our acquisition of any mining claim in British Columbia conveys the mineral or placer rights for mining-related purposes only, and while our rights allow us to use the surface of a claim for mining and exploration activities, our claims do not convey any other surface, residential or recreational rights to the Company. Additionally, our right to extraction is not absolute, as any mechanized extraction work on claims in BC requires additional permits and possibly conversion of our claims to mining leases, the approval of which is not guaranteed. Based on the limitations of our claims and unproven reserves, all capitalized costs on our claims in British Columbia were expensed as of December 31, 2014.

We currently generate income from claim sales and joint-venture agreements. When we sell a claim, we capture near-term revenue, but forego any possibility of a future revenue stream. When we enter into a joint-venture, we receive near-term income as well as a commitment for future revenue, but since the joint-venture partner has the option to withdraw at any time, we cannot project revenue from a joint-venture into the future. However, should a joint-venture partner withdraw, we still retain control of the asset, and can therefore enter into another joint-venture with another partner, develop the property ourselves, or else elect to sell the claims.

We expect to generate near-term income growth through claim sales and joint-venture activities. However, there is no assurance that the Company can successfully secure new joint-venture partnerships on terms that are satisfactory to the Company.

We expect to generate long-term revenue from our acquisition of the Ruby Mine, through the acquisition of additional mines, and by the development of our properties, either independently or through joint-venture partners, into operating mines. There is no assurance that these efforts will be successful, or that the projects will be economically viable.

### **Going Concern**

Our consolidated financial statements have been prepared on a going concern basis, which implies the Company will continue to realize its assets and discharge its liabilities in the normal course of business. The Company has generated modest revenues since inception and has never paid any dividends and is unlikely to pay dividends. The continuation of the Company as a going concern is dependent upon the continued financial support from its shareholders, the ability of the Company to obtain necessary equity financing to continue operations and to determine the existence, discovery and successful exploration of economically recoverable reserves in its resource properties, confirmation of the Company's interests in the underlying properties, and the attainment of profitable operations. The Company has had very little operating history to date. These consolidated financial statements do not include any adjustments to the recoverability and classification of recorded asset amounts and classification of liabilities that might be necessary should the Company be unable to continue as a going concern.

We have experienced recurring net losses from operations, which losses have caused an accumulated deficit of \$18,795,554 as of December 31, 2014. In addition, we have a working capital deficit of \$5,320,082 as of December 31, 2014. We had net losses of \$3,260,401 and \$2,059,305 for the years ended December 31, 2014 and 2013, respectively. These factors, among others, raise substantial doubt about our ability to continue as a going concern. If we are unable to generate profits and are unable to continue to obtain financing to meet our working capital requirements, we may have to curtail our business sharply or cease operations altogether. Our continuation as a going concern is dependent upon our ability to generate sufficient cash flow to meet our obligations on a timely basis to retain our current financing, to obtain additional financing, and, ultimately, to attain profitability. Should any of these events not occur, we will be adversely affected and we may have to cease operations.

As of December 31, 2014 the accumulated deficit attributable to CEO stock awards, including previous management, and valued according to GAAP, totals \$2,558,535 since inception in 2004. As of December 31, 2014 the accumulated deficit attributable to CEO compensation is \$947,624 in deferred compensation. This reflects the total amounts unpaid as per the management agreement with The PAN Network dating back to January 2006, less any amounts actually paid in cash or forgiven since 2006. These totals are non-cash expenses which are included in the accumulated deficit since inception. Actual CEO compensation paid in cash over the course of the nine years since 2006 consists of \$10,000 in 2006, \$50,764 in 2007, \$23,139 in 2008, \$29,979 in 2009, \$21,988 in 2010, \$90,000 in 2011, \$116,000 in 2012, \$100,000 in 2013, and \$82,000 in 2014. These cash expenditures are also included in the accumulated deficit.

The ongoing execution of our business plan is expected to result in operating losses over the next twelve months. Management believes it will need to raise capital through loans or stock issuances in order to have enough cash to maintain its operations for the next twelve months. There are no assurances that we will be successful in achieving our goals of obtaining cash through loans, stock issuances, or increasing revenues and reaching profitability.

In view of these conditions, our ability to continue as a going concern is dependent upon our ability to meet our financing requirements, and to ultimately achieve profitable operations. Management believes that its current and future plans provide an opportunity to continue as a going concern. The accompanying consolidated financial statements do not include any adjustments relating to the recoverability and classification of recorded assets, or the amounts and classification of liabilities that may be necessary in the event we cannot continue as a going concern.

## **Summary of Significant Accounting Policies**

### **Revenue Recognition**

The company has recognized no mining revenue to date. In the future mining revenue will be recognized according to the policy described below.

Revenue is recognized when the following conditions are met:

- (a) persuasive evidence of an arrangement to purchase exists;
- (b) the price is fixed or determinable;
- (c) the product has been delivered; and
- (d) collection of the sales price is reasonably assured.

Under the terms of concentrate sales contracts with third-party smelters, final prices for the gold, silver, zinc, copper and lead in the concentrate are set based on the prevailing spot market metal prices on a specified future date based on the date that the concentrate is delivered to the smelter. The Company records revenues under these contracts based on forward prices at the time of delivery, which is when transfer of legal title to concentrate passes to the third-party smelters. The terms of the contracts result in differences between the recorded estimated price at delivery and the final settlement price. These differences are adjusted through revenue at each subsequent financial statement date.

### **Mineral Property Costs**

Mineral property acquisition costs are capitalized upon acquisition. Mineral property exploration and improvement costs are expensed as incurred. When it has been determined that a mineral property can be economically developed as a result of establishing proven or probable reserves, the costs incurred to develop such property are capitalized. To date the Company has not established any proven or probable reserves on its mineral properties.

The Company reviews long-lived assets for indicators of impairment whenever events or changes in circumstances indicate that the carrying value may not be recoverable. If the review indicates that the carrying amount of the asset may not be recoverable, the potential impairment is measured based on a projected discounted cash flow method using a discount rate that is considered to be commensurate with the risk inherent in the Company's current business model. For purposes of recognition and measurement of an impairment loss, a long-lived asset is grouped with other assets at the lowest level for which identifiable cash flows are largely independent of the cash flows of other assets.

### **Income Taxes**

The Company utilizes the liability method of accounting for income taxes. Under the liability method, deferred tax assets and liabilities are determined based on the differences between the financial reporting basis and the tax basis of the assets and liabilities, and are measured using enacted tax rates that will be in effect when the differences are expected to reverse.

The Company adopted the provisions of the FASB interpretation related to accounting for uncertainty in income taxes, which seeks to reduce the diversity in practice associated with the accounting and reporting for uncertainty in income tax positions. The Company believes it does not have any uncertain tax positions taken or expected to be taken in its income tax returns.

**Fair Value of Financial Instruments**

The Company adopted the FASB standard related to fair value measurement at inception. The standard defines fair value, establishes a framework for measuring fair value and expands disclosure of fair value measurements. The standard applies under other accounting pronouncements that require or permit fair value measurements and, accordingly, does not require any new fair value measurements. The standard clarifies that fair value is an exit price, representing the amount that would be received to sell an asset or paid to transfer a liability in an orderly transaction between market participants. As such, fair value is a market-based measurement that should be determined based on assumptions that market participants would use in pricing an asset or liability. As a basis for considering such assumptions, the standard established a three-tier fair value hierarchy, which prioritizes the inputs used in measuring fair value as follows.

Level 1. Observable inputs such as quoted prices in active markets;

Level 2. Inputs, other than quoted prices in active markets, that are observable either directly or indirectly; and

Level 3. Unobservable inputs in which there is little or no market data, which require the reporting entity to develop its own assumptions.

The Company values its derivative instruments related to embedded conversion features and warrants from the issuance of convertible debentures in accordance with the Level 3 guidelines. For the twelve month period ended December 31, 2014, the following table reconciles the beginning and ending balances for financial instruments that are recognized at fair value in these consolidated financial statements. The fair value of embedded conversion features that have floating conversion features and tainted common stock equivalents (warrants and convertible debt) are estimated using a Binomial Lattice model. The key inputs to this valuation model as of December 31, 2014, were: Volatility of 148% - 156%, inherent term of instruments equal to the remaining contractual term, quoted closing stock prices on valuation dates, and various settlement scenarios and probability percentages summing to 100%.

	<u>Balance at December 31, 2013</u>	<u>New Issuances</u>	<u>Settlements</u>	<u>Changes in Fair Values</u>	<u>Balance at December 31, 2014</u>
Level 3 –					
Derivative liabilities from:					
Conversion features – embedded derivative	\$ 156,761	\$ 814,481	\$ (350,523)	\$ 132,539	\$ 753,258
Conversion features – tainted equity	391,686	886,774	(152,980)	(495,008)	630,472
Warrants – tainted equity	148,201	-	-	(148,118)	83
	<u>\$ 696,648</u>	<u>\$ 1,701,255</u>	<u>\$ (503,503)</u>	<u>\$ (501,587)</u>	<u>\$ 1,383,813</u>

Changes in the unobservable input values would likely cause material changes in the fair value of the Company's Level 3 financial instruments. The significant unobservable input used in the fair value measurement is the estimation for probability percentages assigned to future expected settlement possibilities. A significant increase (decrease) in this distribution of percentages would result in a higher (lower) fair value measurement.

The following table presents assets and liabilities that were measured and recognized at fair value as of December 31, 2013 and the year then ended on a recurring basis:

Description				<b>Total Unrealized Gain</b>
	<u>Level 1</u>	<u>Level 2</u>	<u>Level 3</u>	
Available For Sale Securities	\$ 22,500	\$ -	\$ -	\$ 2,500
Totals	\$ 22,500	\$ -	\$ -	\$ 2,500

Description				<b>Total Unrealized Loss</b>
	<u>Level 1</u>	<u>Level 2</u>	<u>Level 3</u>	
Derivate Liability – Advances on Gold	\$ -	\$ 22,223	\$ -	\$ 22,223
Totals	\$ -	\$ 22,223	\$ -	\$ 22,223

The following table presents assets that were measured and recognized at fair value as of December 31, 2014:

Description	Level 1	Level 2	Level 3	Total Unrealized Loss
Available For Sale Securities	\$ 33,956	\$ -	\$ -	\$ -
Totals	\$ 33,956	\$ -	\$ -	\$ -

Description	Level 1	Level 2	Level 3	Total Unrealized Loss
Derivate Liability – Advances on Gold	\$ -	\$ -	\$ -	\$ -
Totals	\$ -	\$ -	\$ -	\$ -

The following schedule summarizes the valuation of financial instruments at fair value on a recurring basis in the balance sheets as of December 31, 2014 and December 31, 2013:

	Fair Value Measurements at December 31, 2014		
	Level 1	Level 2	Level 3
<b>Assets</b>			
Cash	\$ 32,060	\$ -	\$ -
Certificates of Deposit	173,200	-	-
Total assets	205,260	-	-
<b>Liabilities</b>			
Advance Gold Sales	-	-	-
Convertible notes	-	1,045,512	-
Derivative Liabilities	-	-	1,383,813
Note payable, Ruby	-	1,697,055	-
Notes payable, equipment	-	30,099	-
Total liabilities	-	2,772,666	1,383,813
	\$ 205,260	\$ (2,772,666)	\$ (1,383,813)

	Fair Value Measurements at December 31, 2013		
	Level 1	Level 2	Level 3
<b>Assets</b>			
Cash	\$ 133,873	\$ -	\$ -
Certificates of Deposit	172,880	-	-
Total assets	306,753	-	-
<b>Liabilities</b>			
Advance Gold Sales	-	195,711	-
Convertible notes	-	836,858	-
Derivative Liabilities	-	-	718,871
Note payable, Ruby	-	1,832,638	-
Notes payable, equipment	-	41,687	-
Total liabilities	-	2,906,894	718,871
	\$ 306,753	\$ (2,906,894)	\$ (718,871)

The fair values of our debts are deemed to approximate book value, and are considered Level 2 inputs as defined by ASC Topic 820-10-35.

There were no transfers of financial assets or liabilities between Level 1, Level 2 and Level 3 inputs for the twelve months ended December 31, 2014 or the year ended December 31, 2013.

The Company had no other assets or liabilities valued at fair value on a recurring or non-recurring basis as of December 31, 2014 or December 31, 2013.

## **Stock Based Compensation**

Beginning January 1, 2006, the Company adopted the FASB standard related to stock based compensation. The standard requires all share-based payments to employees (which includes non-employee Directors), including employee stock options, warrants and restricted stock, be measured at the fair value of the award and expensed over the requisite service period (generally the vesting period). The fair value of common stock options or warrants granted to employees is estimated at the date of grant using the Black-Scholes option pricing model by using the historical volatility of comparable public companies. The calculation also takes into account the common stock fair market value at the grant date, the exercise price, the expected life of the common stock option or warrant, the dividend yield and the risk-free interest rate.

The Company from time to time may issue stock options, warrants and restricted stock to acquire goods or services from third parties. Restricted stock, options or warrants issued to other than employees or directors are recorded on the basis of their fair value, which is measured as of the date required by the Emerging Issues Task Force guidance related to accounting for equity instruments issued to non-employees. In accordance with this guidance, the options or warrants are valued using the Black-Scholes option pricing model on the basis of the market price of the underlying equity instrument on the "valuation date," which for options and warrants related to contracts that have substantial disincentives to non-performance, is the date of the contract, and for all other contracts is the vesting date. Expense related to the options and warrants is recognized on a straight-line basis over the shorter of the period over which services are to be received or the vesting period. As of December 31, 2014, no options or warrants have been issued for compensation and none are outstanding. As of December 31, 2014, 20.5 million warrants have been issued and are outstanding in connection with the Ruby Mine Purchase Option Agreement executed on September 27, 2010.

## **Beneficial Conversion Feature**

From time to time, the Company may issue convertible notes that may have conversion prices that create an embedded beneficial conversion feature pursuant to the Emerging Issues Task Force guidance on beneficial conversion features. A beneficial conversion feature exists on the date a convertible note is issued when the fair value of the underlying common stock to which the note is convertible into is in excess of the remaining unallocated proceeds of the note after first considering the allocation of a portion of the note proceeds to the fair value of any attached equity instruments, if any related equity instruments were granted with the debt. In accordance with the guidance, the intrinsic value of the beneficial conversion feature is recorded as a debt discount with a corresponding amount to additional paid in capital. The debt discount is amortized to interest expense over the life of the note using the effective interest method.

## **Deferred Financing Costs**

Deferred financing costs include debt issuance costs primarily incurred by the Company as part of Convertible Note transactions. These amounts are capitalized to Deferred Financing Costs and amortized over the term of the note. Amortization is provided on a straight-line basis over the terms of the respective debt instruments to which the costs relate and is included in interest expense. The difference between the straight line and effective interest methods is immaterial due to the short term nature of the convertible notes.

## **Accounting for Derivative Instruments**

All derivatives have been recorded on the balance sheet at fair value based on the lattice model calculation. These derivatives, including embedded derivatives in the Company's convertible notes which have floating conversion prices based on changes to the quoted price of the Company's common stock and common stock equivalents tainted as a result of the derivative, are separately valued and accounted for on the Company's balance sheet. Fair values for exchange traded securities and derivatives are based on quoted market prices. Where market prices are not readily available, fair values are determined using market based pricing models incorporating readily observable market data and requiring judgment and estimates.

## **Lattice Valuation Model**

The Company valued the conversion features in their convertible notes and tainted warrants using a lattice valuation model, with the assistance of a valuation consultant. The lattice model values these instruments based on a probability weighted discounted cash flow model. The Company uses the model to develop a set of potential scenarios. Probabilities of each scenario occurring during the remaining term of the instruments are determined based on conversion prices relative to current stock prices, historic volatility, and estimates on investor behavior. These probabilities are used to create a cash flow projection over the term of the instruments and determine the probability that the projected cash flow will be achieved. A discounted weighted average cash flow for each scenario is then calculated and compared to the discounted cash flow of the instruments without the compound embedded derivative in order to determine a value for the compound embedded derivative.

## **Income/Loss Per Share of Common Stock**

Basic net loss per common share is computed using the weighted average number of common shares outstanding. Diluted earnings per share includes additional dilution from common stock equivalents, such as stock issuable pursuant to the exercise of stock options and warrants. Common stock equivalents are not included in the computation of diluted earnings per share when the Company reports a loss because to do so would be anti-dilutive for the periods presented. As of December 31, 2014 and 2013, there were 57,987,688 and 56,852,098 common stock equivalents outstanding, respectively.



## Results of Operations for the Year Ended December 31, 2014 Compared to Results of Operations for the Year Ended December 31, 2013

**Gains from Gold Sales.** For the twelve months ended December 31, 2014 and December 31, 2013, the Company's gains from gold sales were \$11,049 and \$0, respectively.

**Gains from Other Income.** For the twelve months ended December 31, 2014 and December 31, 2013, the Company's other income related to mineral claim sales and other income from joint-ventures in British Columbia was \$202,000 and \$243,499, respectively. The Company has spent \$39,520 and \$35,028 in mineral property maintenance costs during each respective period in order to generate cash flows, consisting primarily of British Columbia claim registration and maintenance fees. The increase is due to an increase in BC claim fees.

**Operating Expenses.** For the year ended December 31, 2014, the Company had operating expenses of \$1,962,509, which included general and administrative expenses of \$343,653 and mining property costs of \$1,369,284. Operating expenses for the year ended December 31, 2013, the Company had operating expenses of \$1,412,211, which included general and administrative expenses of \$342,469 and mining property costs of \$847,496. Our increase in operating expenses was mainly from rehabilitation, construction, and exploration costs at the Ruby Mine, and exploration expenditures incurred in British Columbia.

**Net Loss.** For the year ended December 31, 2014, we had a net loss of \$3,260,401. Our net loss for the year ended December 31, 2013 was \$2,059,305. The increase in our net loss was attributed primarily to an increase in rehabilitation, construction, and exploration costs at the Ruby Mine.

### Liquidity and Capital Resources

The ability of the Company to continue as a going concern is dependent on the Company's ability to raise additional capital and implement its business plan. Since its inception, the Company has been funded primarily by its founders, board members, employees and persons related to or acquainted with these, the sale of securities, and the issuance of debt. To remedy the current deficiency in our liquidity position, we will raise funds through our equity credit line established with Tangiers Investors, LP (see Exhibit 10.0 under Item 15 herein), additional equity offerings, strategic agreements with partner companies, and debt. We currently have no external sources of liquidity and internal sources (revenue from sales) are very limited. Excluding management fees, which are often deferred as-needed, the Company has required approximately \$7,000 per month to maintain its mineral claims in British Columbia in good standing and pay general administrative expenses. We believe these expenses can be maintained at present levels for the foreseeable future. Going forward, as a fully-reporting company, we estimate it will cost an additional \$2,500 to \$5,000 per month in SEC compliance fees, consisting primarily of accounting, legal, and edgarization fees. The Company believes it can generate enough revenue from claim sales and joint-ventures to cover these costs, and we believe we can rely on our equity credit line established with Tangiers to make up for any revenue shortfall. If we cannot generate sufficient revenue or raise additional funds through equity, we may not be able to maintain our mineral claims or make timely filings with the SEC.

In the first quarter of 2015, our mortgage on the Ruby Mine property requires us to make payments in aggregate of \$60,000 per month, consisting of \$20,000 on the 1st of each month, and an additional \$40,000 by the 20th day of each month. As of December 31, 2014, the balance due on the mortgage is \$1,697,055. The Company believes it can rely on revenue from claims sales and joint ventures, and from loans and our equity credit line established with Tangiers to make up for any revenue shortfall. If we cannot generate sufficient revenue or raise additional funds through equity or loans, we may not be able to maintain our mortgage on the Ruby Mine.

As of December 31, 2014, total current assets were \$98,580, which consisted of \$32,060 in cash, \$1,515 in receivables, \$31,049 in net deferred financing costs, and \$33,956 in available for sale securities. As of December 31, 2013, total current assets were \$179,339, which consisted of \$133,873 in cash, \$22,966 in net deferred financing costs, and \$22,500 in available for sale securities.

As of December 31, 2014 and 2013, our total current liabilities were \$5,418,662 and \$3,383,679, respectively. The net increase in current liabilities is primarily due to an increase in the current portion of the Ruby Mine mortgage.

We had a working capital deficit of \$5,320,082 as of December 31, 2014, and a working capital deficit of \$3,204,340 as of December 31, 2013.

During the year ended December 31, 2014, operating activities used cash of \$1,482,655 as compared to the twelve months ended December 31, 2013, where we used cash of \$1,301,762 in operating activities. The increase in cash used by operating activities for the twelve months ended December 31, 2014 was due primarily to construction, rehabilitation, and exploration expenditures at the Ruby Mine.

We had a net decrease in cash of \$101,813 for the year ended December 31, 2014. Cash flows from claim sales, joint-ventures, and financing activities represented the Company's principal source of cash for the twelve month period ended December 31, 2014. Cash flows from financing activities during the year ended December 31, 2014 were \$1,477,842, consisting primarily of proceeds from the issuance of stock and convertible debt. During the fiscal year ended December 31, 2013, we received \$1,235,875 from financing activities, consisting primarily of proceeds from the issuance of stock and convertible debt.

On January 31, 2014, the Company issued two \$50,000 Convertible Redeemable Notes ("the Note", or collectively "the Notes") to GEL Properties, LLC ("GEL", or "the Lender"). Each Note carries a 10% original issue discount (the "OID"), such that the outstanding balance upon the issuance of each Note is \$55,000. Each Note has a maturity date of twelve (12) months from the Effective Date, and accrues interest at 5% per annum. The Notes may be converted to shares of Common Stock of the Company at a conversion price of 70% of the arithmetic average of the two (2) lowest VWAPs (volume weighted average price) of the shares of Common Stock during the twenty-five (25) consecutive Trading Day period immediately preceding the date of such conversion. No conversion can occur prior to 180 days from the Effective Date. The initial tranche received from this transaction was \$50,000, less \$2,500 in legal fees, and a commission paid to Carter Terry & Company, a registered broker-dealer, consisting of \$4,000 in cash.

On February 3, 2014, the Company issued two \$30,000 Convertible Redeemable Notes ("the LG Note", or collectively "the Notes") to LG Capital Funding, LLC ("LG", or "the Lender"). Each LG Note carries a 10% original issue discount (the "OID"), such that the outstanding balance upon the issuance of each LG Note is \$33,000. Each LG Note has a maturity date of nine (9) months from the Effective Date, and accrues interest at 5% per annum. The Notes may be converted to shares of Common Stock of the Company at a conversion price of 70% of the arithmetic average of the two (2) lowest VWAPs (volume weighted average price) of the shares of Common Stock during the twenty-five (25) consecutive Trading Day period immediately preceding the date of such conversion. No conversion can occur prior to 180 days from the Effective Date. The initial tranche received from this transaction was \$30,000, less \$1,500 in legal fees, and a commission paid to Carter Terry & Company, a registered broker-dealer, consisting of \$2,400 in cash.

On March 13, 2014, the Company issued a \$35,000 Convertible Redeemable Note (the "Note") to LG Capital Funding LLC ("LG", or "the Lender"). The Principal Sum due to the Lender includes a 10% Original Issue Discount ("OID") plus \$1,750 in transaction fees. The Note has a maturity date of nine (9) months from the Effective Date, and accrues interest at 5% per annum. Unless the Note prepaid in cash, the Lender has the right at its election to convert all or part of the outstanding and unpaid Principal Sum and accrued interest (and any other fees) into shares of fully paid and non-assessable shares of common stock of the Company. The Note may be converted to shares of Common Stock of the Registrant at a conversion price of 70% of the arithmetic average of the two (2) lowest VWAPs (volume weighted average price) of the shares of Common Stock during the twenty-five (25) consecutive Trading Day period immediately preceding the date of such conversion. No conversion can occur prior to 180 days from the Effective Date. In connection with this transaction, a commission has been paid to Carter Terry & Company, a registered broker-dealer, consisting of \$2,800 in cash.

On March 13, 2014, the Company issued a \$30,000 Convertible Redeemable Note (the "Note") to Union Capital LLC ("Union", or "the Lender"). The Principal Sum due to the Lender includes a 10% Original Issue Discount ("OID") plus \$1,500 in transaction fees. The Note has a maturity date of twelve (12) months from the Effective Date, and accrues interest at 5% per annum. Unless the Note prepaid in cash, the Lender has the right at its election to convert all or part of the outstanding and unpaid Principal Sum and accrued interest (and any other fees) into shares of fully paid and non-assessable shares of common stock of the Company. The Note may be converted to shares of Common Stock of the Registrant at a conversion price of 70% of the arithmetic average of the two (2) lowest VWAPs (volume weighted average price) of the shares of Common Stock during the twenty-five (25) consecutive Trading Day period immediately preceding the date of such conversion. No conversion can occur prior to 180 days from the Effective Date. In connection with this transaction, a commission has been paid to Carter Terry & Company, a registered broker-dealer, consisting of \$2,400 in cash.

On March 27, 2014, the Company issued a \$50,000 Convertible Promissory Note (the "Note") to Beaufort Capital Partners LLC ("Beaufort", or "the Lender"). The Principal Sum due to the Lender includes a 10% Original Issue Discount ("OID"). The Note has a maturity date of six (6) months from the Effective Date, and accrues interest at 5% per annum. Unless the Note is prepaid in cash, the Lender has the right at its election upon maturity of the Note to convert all or part of the outstanding and unpaid Principal Sum and accrued interest (and any other fees) into shares of fully paid and non-assessable shares of common stock of the Registrant. The Note may be converted to shares of Common Stock of the Registrant at a conversion price of 70% of the arithmetic average of the two (2) lowest VWAPs (volume weighted average price) of the shares of Common Stock during the twenty-five (25) consecutive Trading Day period immediately preceding the date of such conversion. No conversion can occur prior to 180 days from the Effective Date. In connection with this transaction, a commission has been paid to Carter Terry & Company, a registered broker-dealer, consisting of \$4,000 in cash.

[Table of Contents](#)

On April 10, 2014, the Company issued a \$44,000 Convertible Promissory Note (the "Note") to Caesar Capital Group, LLC ("Caesar", or "the Lender"). The Principal Sum due to the Lender includes a 10% Original Issue Discount ("OID"). The Note has a maturity date of twelve (12) months from the Effective Date, and accrues interest at 8% per annum. Unless the Note is prepaid in cash, the Lender has the right at its election upon maturity of the Note to convert all or part of the outstanding and unpaid Principal Sum and accrued interest (and any other fees) into shares of fully paid and non-assessable shares of common stock of the Registrant. The Note may be converted to shares of Common Stock of the Registrant at a conversion price of 70% of the lowest VWAP (volume weighted average price) of the shares of Common Stock during the five (5) consecutive Trading Day period immediately preceding the date of such conversion. In connection with this transaction, a commission has been paid to Meyers and Associates, a registered broker-dealer, consisting of \$4,000 in cash.

On April 21, 2014, the Company issued a \$55,000 Convertible Promissory Note (the "Note") to WHC Capital, LLC ("WHC", or "the Lender"). The Principal Sum due to the Lender includes a 10% Original Issue Discount ("OID"). The Note has a maturity date of twelve (12) months from the Effective Date, and accrues interest at 8% per annum. Unless the Note prepaid in cash, the Lender has the right at its election to convert all or part of the outstanding and unpaid Principal Sum and accrued interest (and any other fees) into shares of fully paid and non-assessable shares of common stock of the Company. The Note may be converted to shares of Common Stock of the Registrant at a conversion price of 70% of the arithmetic average of the two (2) lowest VWAPs (volume weighted average price) of the shares of Common Stock during the twenty-five (25) consecutive Trading Day period immediately preceding the date of such conversion. No conversion can occur prior to 180 days from the Effective Date. In connection with this transaction, a commission has been paid to Carter Terry & Company, a registered broker-dealer, consisting of \$4,000 in cash.

On May 8, 2014, the Company issued a \$280,000 Secured Convertible Promissory Note ("the Typenex Note", or the "Note") to Typenex Co-Investment, LLC ("Typenex"). The Note carries a \$25,000 original issue discount (the "OID"), as well as \$5,000 in transaction fees. The interest rate on the Note is 10% per annum. The Note has a maturity date of thirteen (13) months from the Effective Date. The Note is self-amortizing, such that it may be repaid in cash in eight (8) monthly installments of \$35,000 plus accrued interest. In lieu of cash payments, the Company may elect to convert the note to shares at 70% of the arithmetic average of the two (2) lowest VWAPs of the shares of Common Stock during the twenty (20) consecutive Trading Day period immediately preceding the date of such conversion. In addition, the Company retains the option of pre-paying the Note at any time at an amount equal to 125% of the outstanding principal and the accrued and unpaid interest. The initial tranche received from this transaction was \$50,000. A second tranche of \$50,000 was received on June 9, 2014, and a third tranche of \$50,000 was received on August 8, 2014. In connection with this transaction, a commission has been paid to Carter Terry & Company, a registered broker-dealer, consisting of \$8,000 in cash.

On May 9, 2014, the Company issued \$34,000 Convertible Redeemable Notes ("the LG Note", or collectively "the Notes") to LG Capital Funding, LLC ("LG", or "the Lender"). The LG Note carries a 10% original issue discount (the "OID"), such that the outstanding balance upon issuance is \$37,400. The LG Note has a maturity date of twelve (12) months from the Effective Date, and accrues interest at 5% per annum. The Notes may be converted to shares of Common Stock of the Registrant at a conversion price of 70% of the arithmetic average of the two (2) lowest VWAPs (volume weighted average price) of the shares of Common Stock during the twenty-five (25) consecutive Trading Day period immediately preceding the date of such conversion. No conversion can occur prior to 180 days from the Effective Date. The initial tranche received from this transaction was \$34,000, less \$2,000 in legal fees, and a commission paid to Carter Terry & Company, a registered broker-dealer, consisting of \$2,270 in cash.

On July 14, 2014, the Company issued a \$250,000 Convertible Promissory Note (the "Note") to JSJ Investments Inc. ("JSJ", or "the Lender"). The Note has a maturity date of six (6) months from the Effective Date, and accrues interest at 10% per annum. The Principal Sum due to the Lender shall be prorated based on the consideration actually paid by the Lender, as well as any other interest or fees, such that the Registrant is only required to repay the amount funded and the Registrant is not required to repay any unfunded portion of the Note. The initial tranche received from this transaction was \$100,000. Unless the Note is prepaid in cash within 120 days of the effective date, the Lender has the right at its election upon maturity of the Note to convert all or part of the outstanding and unpaid Principal Sum and accrued interest (and any other fees) into shares of fully paid and non-assessable shares of common stock of the Registrant. The Conversion Price is at a 42% discount to the average of the three lowest volume weighted average prices (VWAP) on the previous twenty (20) trading days to the date of Conversion, or 42% discount to the average of the three lowest VWAPs on the previous twenty (20) trading days that would be obtained if the conversion were to be made on the date that the Note was executed. In connection with this transaction, a commission has been paid to Carter Terry & Company, a registered broker-dealer, consisting of \$8,000 in cash.

On August 6, 2014, the Company issued a \$98,500 Convertible Promissory Note ("the Note") to KBM Worldwide, Inc. ("KBM", or "the Lender"). The interest rate on the Note is 8% per annum, and the Note has a maturity date of nine (9) months from the Effective Date. The Note carries a \$13,000 original issue discount (the "OID"), as well as \$3,500 in transaction fees, such that the consideration received by the Registrant is \$82,000. The Company retains the option of pre-paying the Note at an amount equal to 110% of the outstanding principal and the accrued and unpaid interest within 30 days of the effective date, increasing at 5% per month to a maximum of 135% by the 6th month. Unless the Note is repaid in cash within 180 days, the Lender has the right to convert all or part of the outstanding and unpaid Principal Sum and accrued interest (and any other fees) into shares of fully paid and non-assessable shares of common stock of the Company. The Conversion Price is at a 25% discount to the average of the two lowest closing prices on the previous twenty (20) trading days prior to the date of Conversion. In connection with this transaction, a commission has been paid to Carter Terry & Company, a registered broker-dealer, consisting of \$6,560 in cash.

On August 7, 2014, the Company issued a \$125,000 Convertible Promissory Note ("the Note") to RLS Premiere Financial LLC ("RSL", or "the Lender"). The interest rate on the Note is 5% per annum, and the Note has a maturity date of twelve (12) months from the Effective Date. The Principal Sum due to the Lender shall be prorated based on the consideration actually paid by the Lender, as well as any other interest or fees, such that the Company is only required to repay the amount funded and the Registrant is not required to repay any unfunded portion of the Note. The initial tranche received from this transaction was \$20,000. The Company retains the option of pre-paying the Note at an amount equal to 135% of the outstanding principal and the accrued and unpaid interest. Unless the Note is repaid in cash within 180 days, the Lender has the right to convert all or part of the outstanding and unpaid Principal Sum and accrued interest (and any other fees) into shares of fully paid and non-assessable shares of common stock of the Company. The Conversion Price is at a 20% discount to the average of the two lowest volume weighted average prices (VWAP) on the previous fifteen (15) trading days to the date of Conversion.

On September 3, 2014, the Company issued a \$550,000 Promissory Note ("the Note") to MJM Financial, ("MJM", or "the Lender"). The Principal Sum due to the Lender shall be prorated based on the consideration actually paid by the Lender, plus an approximate 10% Original Issue Discount ("OID") that is prorated based on the consideration actually paid by the Lender, a 3% Closing and Due Diligence Fee, as well as any other interest or fees, such that the Company is only required to repay the amount funded and the Company is not required to repay any unfunded portion of the Note. The Note has a maturity date of twenty four (24) months from the Effective Date. If the Note is repaid within ninety (90) days of the Effective Date, the interest rate shall be zero percent (0%). Should the Note still be outstanding after 90 days, a one-time 5% interest rate will be applied. In addition, the Lender has the right, at any time after the Effective Date, at its election, to convert all or part of the outstanding and unpaid Principal Sum and accrued interest (and any other fees) into shares of fully paid and non-assessable shares of common stock of the Company. The Conversion Price is the lesser of \$0.10 or 70% of the average of the two lowest closing prices in the 25 trading days previous to the conversion. The initial consideration received as of the date of this report is \$75,000. In connection with this transaction, a commission has been paid to Meyers and Associates, a registered broker-dealer, consisting of \$5,250 in cash.

On September 3, 2014, the Company issued a \$53,000 Convertible Promissory Note ("the KBM Note") to KBM Worldwide, Inc. ("KBM", or "the Lender"). The interest rate on the KBM Note is 8% per annum, and the KBM Note has a maturity date of twelve (12) months from the Effective Date. The KBM Note carries a \$5,000 original issue discount (the "OID"), as well as \$3,000 in transaction fees, such that the purchase price is \$48,000, and the net consideration received by the Company is \$45,000. The Company retains the option of pre-paying the KBM Note at an amount equal to 110% of the outstanding principal and the accrued and unpaid interest within 30 days of the effective date, increasing at 5% per month to a maximum of 135% by the 6th month. Unless the KBM Note is repaid in cash within 180 days, the Lender has the right to convert all or part of the outstanding and unpaid Principal Sum and accrued interest (and any other fees) into shares of fully paid and non-assessable shares of common stock of the Company. The Conversion Price is at a 25% discount to the average of the two lowest closing prices on the previous twenty (20) trading days prior to the date of Conversion. In connection with this transaction, a commission has been paid to Carter Terry & Company, a registered broker-dealer, consisting of \$3,600 in cash.

On December 5, 2014, the Company and Tangiers Investors, LP ("Tangiers", or "the Lender") executed a Master Loan and Security Agreement (the "Agreement") pertaining to an aggregate of nine (9) convertible notes (the "Notes") previously issued to Tangiers since December 29, 2011, and currently outstanding in the aggregate principal amount of \$794,323 plus accrued interest. The Agreement extends the maturity date on all of the Notes collectively to November 30, 2015, and resets the conversion price as applied to the first principal amount of \$100,000 of any of the Notes that Tangiers elects to convert into shares to 70% of the lowest VWAP of the Registrant's common stock during the twenty (20) consecutive trading days prior to the date of conversion. The Agreement also provides that a forbearance fee in the amount of \$150,000 shall be added to the aggregate principal balance due. All other terms of the individual Notes as originally agreed remain in effect.

## Recent Material Developments

### Commitments and Contingencies

During the second quarter of fiscal 2013, the Company discovered it had offered and sold certain shares of common stock without registration under the Securities Act of 1933 (the "Securities Act"), as amended, during the period from October 24, 2011 through April 25, 2013. Pursuant to Section 10(a)(3) of the Securities Act, by the time our prospectus had been in use for 9 months from the effective date of January 24, 2011, the balance sheet date of the audited financial statement contained in our prospectus was more than 16 months old, and had not been refreshed to present our current financial statements within said prospectus. This inadvertent technical failure to update our prospectus according to Section 10(a)(3) of the Securities Act may have caused our prospectus to no longer be effective as of October 24, 2011. As a result, purchasers of these securities may have the right to rescind their purchases for an amount equal to the purchase price paid for the securities, plus interest from the date of purchase, limited to the unregistered shares purchased from the original seller and still held by the original purchaser. The federal Securities Act requires that any claim for rescission be brought within one year of reporting the violation. The time periods within which claims for rescission must be brought under state securities laws vary and may be two years or more from the transaction date. As of the date of this report, approximately 50,000 shares of our outstanding common stock are subject to possible rescission. The maximum potential liability as of June 30, 2014 and December 31, 2013 was \$697,046 and \$667,758, respectively. These amounts include interest at 10% per annum from the date of the respective purchases. Due to the shares being redeemable by the holder since their inception, the shares are required to be classified outside of permanent equity on the balance sheet. Since redemption is uncertain and outside of the Company's control the shares are classified within the mezzanine section of the balance sheet at their respective redemption values. Any differences between the cash received and the redemption value was recorded to additional paid in capital. Interest of 10% is being accrued on the values and is recorded through additional paid in capital consistent with the appropriate accounting guidance covering the accounting treatment of mezzanine instruments. As of December 31, 2014, the federal statute of limitations as defined in the federal Securities Act has expired. Accordingly, redemption is now considered remote, and the shares have been moved from the mezzanine section of the balance sheet to Stockholders' Equity.

### Recent Developments During FY 2014

On January 15, 2014, the Company announced that the Board of Directors has approved a plan to spinoff the Company's wholly-owned subsidiary, Ruby Gold, Inc. ("RGI") as a separate independent company.

On February 18, 2014, Ruby Gold, Inc., our wholly-owned subsidiary announced that it has appointed Mr. William S. Watters, P.E., as the RGI's Chief Operating Officer and Ruby Mine Manager, effective March 3, 2014.

On March 7, 2014, the Company announced that the new Ruby Mine Manager has ordered that test mining in the White Channel be suspended, drilling of new targets elsewhere in the Ruby Tunnel will proceed forward, and the work to complete the Big Bend Raise into the Black Channel will be accelerated to complete this task as soon as possible.

On March 12, 2014, the Company announced that the registration statement on Form 10 filed by RGI in January has been withdrawn and would soon be replaced with a registration statement on Form S-1. The Company also announced our intention to distribute 120 million shares of RGI to North Bay shareholders as a special stock dividend. This amounts to 40% of the issued and outstanding shares of RGI common stock currently held by North Bay.

On March 18, 2014, the Company announced that the Company has engaged the firm of Golder Associates Ltd. to conduct a Heritage Impact Assessment ("HIA") on our Fraser River Project near Lytton, British Columbia. The survey work began in April 2014, and is expected to be completed in Q3, 2014.

On April 9, 2014 the Company announced it acquired the previously abandoned Carson Mine through the staking of new claims adjacent to the northern border of the Ruby Mine property in Sierra County, California. The Company has also staked additional claims near the Ruby Adit to cover in its entirety the Discovery Channel, a new previously unknown channel that was identified as a direct result of a recent gravity survey and geological mapping.

On June 5, 2014, our wholly-owned subsidiary Ruby Gold, Inc. announced that it has engaged Taurus Drilling LLC ("Taurus") of Lake Havasu City, Arizona, to complete the drilling of nearby mining targets at the Ruby Mine in Sierra County, California. The drilling commenced on June 9, 2014.

On July 8, 2014, the Company announced the our summer drilling program resulted in the discovery of a previously unknown gold bearing channel directly above the Ruby Adit, now known as the South Terrace. Construction of a raise to reach the South Terrace commenced in late July.

On August 28, 2014, the Company reported that mining in the Black Channel had begun.

[Table of Contents](#)

On September 18, 2014, the Company reported that an aggregate of 2.1 ounces of the initial specimen gold produced from the Ruby Mine has recently been sold at prices up to 50% above the spot price of gold on the date of sale.

On October 3, 2014, the Company reported that the South Terrace raise had encountered bad ground and was deemed to be unsafe for use. Construction of a new raise was initiated 100 feet downstream to reach the South Terrace in an area with more stable ground.

On October 6, 2014, the Company filed a Certificate of Amendment to its Certificate of Incorporation with the Secretary of State of the State of Delaware which increased the Company's authorized shares of common stock from 500,000,000 shares, par value \$0.001 per share, to 1,500,000,000 shares, par value \$0.0001 per share.

On October 13, 2014, the Company reported that operations at the Ruby Mine were winding down for the season and were expected to resume next spring.

On December 8, 2014, the Company filed a Certificate of Amendment to its Certificate of Incorporation with the Secretary of State of the State of Delaware which increased the Company's authorized shares of common stock from 1,500,000,000 shares, par value \$0.0001 per share, to 7,500,000,000 shares, par value \$0.00001 per share.

On February 10, 2015, the Company filed a Certificate of Amendment to its Certificate of Incorporation with the Secretary of State of the State of Delaware to implement a 1-for-200 reverse stock split of the Company's outstanding common stock. The stock split was treated retrospectively for all periods presented.

#### **Off-Balance Sheet Arrangements**

We do not have any off-balance sheet arrangements.

#### **Recent Accounting Pronouncements**

On November 2014, The Financial Accounting Standards Board (FASB) issued Accounting Standard Update No. 2014-16—Derivatives and Hedging (Topic 815): Determining Whether the Host Contract in a Hybrid Financial Instrument Issued in the Form of a Share Is More Akin to Debt or to Equity (a consensus of the FASB Emerging Issues Task Force). The amendments in this Update do not change the current criteria in GAAP for determining when separation of certain embedded derivative features in a hybrid financial instrument is required. That is, an entity will continue to evaluate whether the economic characteristics and risks of the embedded derivative feature are clearly and closely related to those of the host contract, among other relevant criteria. The amendments clarify how current GAAP should be interpreted in evaluating the economic characteristics and risks of a host contract in a hybrid financial instrument that is issued in the form of a share. The effects of initially adopting the amendments in this Update should be applied on a modified retrospective basis to existing hybrid financial instruments issued in the form of a share as of the beginning of the fiscal year for which the amendments are effective. Retrospective application is permitted to all relevant prior periods.

On November 2014, The Financial Accounting Standards Board (FASB) issued Accounting Standard Update No. 2014-17—Business Combinations (Topic 805): Pushdown Accounting (a consensus of the FASB Emerging Issues Task Force). The amendments in this Update provide an acquired entity with an option to apply pushdown accounting in its separate financial statements upon occurrence of an event in which an acquirer obtains control of the acquired entity. The amendments in this Update are effective on November 18, 2014. After the effective date, an acquired entity can make an election to apply the guidance to future change-in-control events or to its most recent change-in-control event. However, if the financial statements for the period in which the most recent change-in-control event occurred already have been issued or made available to be issued, the application of this guidance would be a change in accounting principle.

On August 2014, The Financial Accounting Standards Board (FASB) issued Accounting Standard Update No. 2014-15, Presentation of Financial Statements – Going Concerns (Subtopic 205-40): Disclosures of Uncertainties about an Entity's Ability to Continue as a Going Concern. The amendments require management to assess an entity's ability to continue as a going concern by incorporating and expanding upon certain principles that are currently in U.S. auditing standards. Specifically, the amendments (1) provide a definition of the term substantial doubt, (2) require an evaluation every reporting period including interim periods, (3) provide principles for considering the mitigating effect of management's plans, (4) require certain disclosures when substantial doubt is alleviated as a result of consideration of management's plans, (5) require an express statement and other disclosures when substantial doubt is not alleviated, and (6) require an assessment for a period of one year after the date that the financial statements are issued (or available to be issued). The amendments in this Update are effective for the annual period ending after December 15, 2016, and for annual periods and interim periods thereafter. Early application is permitted.

In June 2014, the Financial Accounting Standards Board (FASB) issued Accounting Standards Update (ASU) No. 2014-12, Compensation – Stock Compensation (Topic 718): Accounting for Share-Based Payments When the Terms of an Award Provide That a Performance Target Could Be Achieved after the Requisite Service Period. The new guidance requires that share-based compensation that require a specific performance target to be achieved in order for employees to become eligible to vest in the awards and that could be achieved after an employee completes the requisite service period be treated as a performance condition. As such, the performance target should not be reflected in estimating the grant-date fair value of the award. Compensation costs should be recognized in the period in which it becomes probable that the performance target will be achieved and should represent the compensation cost attributable to the period(s) for which the requisite service has already been rendered. If the performance target becomes probable of being achieved before the end of the requisite service period, the remaining unrecognized compensation cost should be recognized prospectively over the remaining requisite service period. The total amount of compensation cost recognized during and after the requisite service period should reflect the number of awards that are expected to vest and should be adjusted to reflect those awards that ultimately vest. The requisite service period ends when the employee can cease rendering service and still be eligible to vest in the award if the performance target is achieved. This new guidance is effective for fiscal years and interim periods within those years beginning after December 15, 2015. Early adoption is permitted. Entities may apply the amendments in this Update either (a) prospectively to all awards granted or modified after the effective date or (b) retrospectively to all awards with performance targets that are outstanding as of the beginning of the earliest annual period presented in the financial statements and to all new or modified awards thereafter. The adoption of ASU 2014-12 is not expected to have a material impact on our financial position or results of operations.

In June 2014, the FASB issued ASU No. 2014-10: Development Stage Entities (Topic 915): Elimination of Certain Financial Reporting Requirements, Including an Amendment to Variable Interest Entities Guidance in Topic 810, Consolidation, to improve financial reporting by reducing the cost and complexity associated with the incremental reporting requirements of development stage entities. The amendments in this update remove all incremental financial reporting requirements from U.S. GAAP for development stage entities, thereby improving financial reporting by eliminating the cost and complexity associated with providing that information. The amendments in this Update also eliminate an exception provided to development stage entities in Topic 810, Consolidation, for determining whether an entity is a variable interest entity on the basis of the amount of investment equity that is at risk. The amendments to eliminate that exception simplify U.S. GAAP by reducing avoidable complexity in existing accounting literature and improve the relevance of information provided to financial statement users by requiring the application of the same consolidation guidance by all reporting entities. The elimination of the exception may change the consolidation analysis, consolidation decision, and disclosure requirements for a reporting entity that has an interest in an entity in the development stage. The amendments related to the elimination of inception-to-date information and the other remaining disclosure requirements of Topic 915 should be applied retrospectively except for the clarification to Topic 275, which shall be applied prospectively. For public companies, those amendments are effective for annual reporting periods beginning after December 15, 2014, and interim periods therein. Early adoption is permitted. The adoption of ASU 2014-10 is not expected to have a material impact on our financial position or results of operations.

In July 2013, FASB issued ASU No. 2013-11, "*Presentation of an Unrecognized Tax Benefit When a Net Operating Loss Carryforward, a Similar Tax Loss, or a Tax Credit Carryforward Exists.*" The provisions of ASU No. 2013-11 require an entity to present an unrecognized tax benefit, or portion thereof, in the statement of financial position as a reduction to a deferred tax asset for a net operating loss carryforward or a tax credit carryforward, with certain exceptions related to availability. ASU No. 2013-11 is effective for interim and annual reporting periods beginning after December 15, 2013. The adoption of ASU No. 2013-11 is not expected to have a material impact on the Company's Consolidated Financial Statements.

In February 2013, the Financial Accounting Standards Board (FASB) issued Accounting Standards Update (ASU) No. 2013-02, *Comprehensive Income (Topic 220): Reporting of Amounts Reclassified Out of Accumulated Other Comprehensive Income*, to improve the transparency of reporting these reclassifications. Other comprehensive income includes gains and losses that are initially excluded from net income for an accounting period. Those gains and losses are later reclassified out of accumulated other comprehensive income into net income. The amendments in the ASU do not change the current requirements for reporting net income or other comprehensive income in financial statements. All of the information that this ASU requires already is required to be disclosed elsewhere in the financial statements under U.S. GAAP. The new amendments will require an organization to:

- Present (either on the face of the statement where net income is presented or in the notes) the effects on the line items of net income of significant amounts reclassified out of accumulated other comprehensive income - but only if the item reclassified is required under U.S. GAAP to be reclassified to net income in its entirety in the same reporting period; and
- Cross-reference to other disclosures currently required under U.S. GAAP for other reclassification items (that are not required under U.S. GAAP) to be reclassified directly to net income in their entirety in the same reporting period. This would be the case when a portion of the amount reclassified out of accumulated other comprehensive income is initially transferred to a balance sheet account (e.g., inventory for pension-related amounts) instead of directly to income or expense.

The amendments apply to all public and private companies that report items of other comprehensive income. Public companies are required to comply with these amendments for all reporting periods (interim and annual). The amendments are effective for reporting periods beginning after December 15, 2012, for public companies. Early adoption is permitted. The adoption of ASU No. 2013-02 is not expected to have a material impact on our financial position or results of operations.

In January 2013, the FASB issued ASU No. 2013-01, *Balance Sheet (Topic 210): Clarifying the Scope of Disclosures about Offsetting Assets and Liabilities*, which clarifies which instruments and transactions are subject to the offsetting disclosure requirements originally established by ASU 2011-11. The new ASU addresses preparer concerns that the scope of the disclosure requirements under ASU 2011-11 was overly broad and imposed unintended costs that were not commensurate with estimated benefits to financial statement users. In choosing to narrow the scope of the offsetting disclosures, the Board determined that it could make them more operable and cost effective for preparers while still giving financial statement users sufficient information to analyze the most significant presentation differences between financial statements prepared in accordance with U.S. GAAP and those prepared under IFRSs. Like ASU 2011-11, the amendments in this update will be effective for fiscal periods beginning on, or after January 1, 2013. The adoption of ASU 2013-01 is not expected to have a material impact on our financial position or results of operations.



**Item 8. Financial Statements and Supplementary Data**

**REPORT OF INDEPENDENT REGISTERED PUBLIC ACCOUNTING FIRM**

To the Board of Directors  
North Bay Resources Inc.

We have audited the accompanying consolidated balance sheets of North Bay Resources Inc. as of December 31, 2014 and 2013, and the related consolidated statements of operations, changes in stockholders' equity (deficit), and cash flows for the years then ended. These financial statements are the responsibility of the Company's management. Our responsibility is to express an opinion on these financial statements based on our audits.

We conducted our audits in accordance with the standards of the Public Company Accounting Oversight Board (United States). Those standards require that we plan and perform the audit to obtain reasonable assurance about whether the consolidated financial statements are free of material misstatement. The Company is not required to have, nor were we engaged to perform, an audit of its internal control over financial reporting. Our audit included consideration of internal control over financial reporting as a basis for designing audit procedures that are appropriate in the circumstances, but not for the purpose of expressing an opinion on the effectiveness of the Company's internal control over financial reporting. Accordingly, we express no such opinion. An audit also includes examining, on a test basis, evidence supporting the amounts and disclosures in the consolidated financial statements, assessing the accounting principles used and significant estimates made by management, as well as evaluating the overall financial statement presentation. We believe that our audits provide a reasonable basis for our opinion.

In our opinion, the consolidated financial statements referred to above present fairly, in all material respects, the financial position of North Bay Resources, Inc. as of December 31, 2014 and 2013, and the results of its operations, changes in stockholders' equity (deficit) and cash flows for the periods described above in conformity with accounting principles generally accepted in the United States of America.

The accompanying consolidated financial statements have been prepared assuming that the Company will continue as a going concern. As discussed in Note 2 to the financial statements, the Company has accumulated losses to date, which raises substantial doubt about its ability to continue as a going concern. Management's plans regarding those matters also are described in Note 2. The consolidated financial statements do not include any adjustments that might result from the outcome of this uncertainty.

/s/ M&K CPAS, PLLC  
Houston, Texas  
March 31, 2015

**NORTH BAY RESOURCES INC.**  
**CONSOLIDATED BALANCE SHEETS**  
**AS OF DECEMBER 31, 2014 AND DECEMBER 31, 2013**

	<u>Dec 31, 2014</u>	<u>Dec 31, 2013</u>
<b>ASSETS</b>		
<b>Current Assets</b>		
Cash	\$ 32,060	\$ 133,873
Accounts Receivable	1,515	-
Deferred Financing Costs, net	31,049	22,966
Available For Sale Securities	33,956	22,500
<b>Total Current Assets</b>	<b>98,580</b>	<b>179,339</b>
<b>Other Assets</b>		
Certificates of Deposit - Pledged	173,200	172,880
Prepaid Expenses	36,920	57,373
Mining Claims – Unproved	1,795,778	1,797,488
Property, Plant & Equipment, net of accumulated depreciation	506,719	608,038
Reclamation Bond – Fraser River	5,000	5,000
<b>Total Other Assets</b>	<b>2,517,617</b>	<b>2,640,779</b>
<b>TOTAL ASSETS</b>	<b>\$ 2,616,197</b>	<b>\$ 2,820,118</b>
<b>LIABILITIES &amp; STOCKHOLDERS' EQUITY (DEFICIT)</b>		
<b>Liabilities</b>		
<b>Current Liabilities</b>		
Accounts Payable	\$ 126,706	\$ 41,611
Accrued Expenses - Related Party	947,624	820,474
Accrued Interest	200,404	101,366
Convertible notes payable (net of discounts of \$762,510 and \$264,389, respectively)	1,045,512	836,858
Advance Gold Sales (net of discounts of \$0 and \$4,289, respectively)	-	195,711
Derivative Liabilities – Convertible Debt	1,383,813	696,648
Derivative Liabilities – Advances on Gold	-	22,223
Note Payable – Ruby Mine Mortgage	1,697,055	627,101
Note Payable - Equipment	17,548	41,687
<b>Total Current Liabilities</b>	<b>5,418,662</b>	<b>3,383,679</b>
<b>Long-Term Liabilities</b>		
Note Payable – Ruby Mine Mortgage, net of current portion	-	1,205,537
Note Payable – Equipment, net of current portion	12,551	-
Asset Retirement Obligation	4,952	6,158
<b>Total Long-Term Liabilities</b>	<b>17,503</b>	<b>1,211,695</b>
<b>Total Liabilities</b>	<b>\$ 5,436,165</b>	<b>\$ 4,595,374</b>
<b>Commitment &amp; Contingencies</b>		
Common shares subject to redemption, stated at estimated redemption value, 0 and 51,087 shares outstanding at December 31, 2014 and December 31, 2013, respectively	-	667,758
<b>Total Commitment &amp; Contingencies</b>	<b>\$ -</b>	<b>\$ 667,758</b>
<b>Stockholders' Equity (Deficit)</b>		
Preferred stock, Series I, \$0.001 par value, 100 shares authorized, 100 shares issued and outstanding at December 31, 2014 and December 31, 2013, respectively	-	-
Convertible Preferred stock, Series A, \$0.001 par value, 8,000,000 shares authorized, 4,000,000 and 4,000,000 shares issued and outstanding at December 31, 2014 and December 31, 2013, respectively	4,000	4,000
Common stock, \$0.00001 par value, 7,500,000,000 shares authorized, 9,163,491 and 639,485 shares issued and outstanding at December 31, 2014 and December 31, 2013, respectively	92	6
Additional Paid-In Capital	15,891,846	13,090,683
Accumulated Other Comprehensive Income	-	(2,550)
Stock Payable	79,648	-
Accumulated Deficit	(18,795,554)	(15,535,153)
<b>Total Stockholders' Equity (Deficit)</b>	<b>(2,819,968)</b>	<b>(2,443,014)</b>
<b>TOTAL LIABILITIES, COMMITMENTS &amp; CONTINGENCIES, &amp; STOCKHOLDERS' EQUITY (DEFICIT)</b>	<b>\$ 2,616,197</b>	<b>\$ 2,820,118</b>

The accompanying notes are an integral part of these financial statements.

NORTH BAY RESOURCES INC.  
CONSOLIDATED STATEMENTS OF OPERATIONS  
FOR THE YEARS ENDING  
DECEMBER 31, 2014 AND 2013

	12 months ended December 31, 2014	12 months ended December 31, 2013
<b>Revenues</b>		
Revenue	\$ 11,049	\$ -
Gross Profit	11,049	-
<b>Operating Expenses</b>		
Commissions & Consulting Fees	-	4,800
General & Administrative Costs	343,653	342,469
Mining Property Costs	1,369,284	847,496
Depreciation Expense	100,319	99,160
Accretion Expense	504	574
Professional Services	148,749	117,712
Total Operating Expenses	1,962,509	1,412,211
Net Operating Loss	(1,951,460)	(1,412,211)
<b>Other Income (Expenses)</b>		
Gain on Mineral Claim Sales	2,000	243,499
Other Income from Mineral Claims	200,000	-
Interest Income	6,331	543
Interest Expense	(1,673,737)	(754,250)
Gain/Loss on Derivative Liability	326,673	(52,581)
Loss on Equity Modification	-	(85,399)
Loss on Settlement	(131,317)	-
Other Income	52,203	1,094
Realized Gain (Loss) on Investment	(91,094)	-
Net Other Income (Expenses)	(1,308,941)	(647,094)
Net Loss	(3,260,401)	(2,059,305)
Accretion of Discount on Redeemable Common Stock	-	(52,346)
Interest on Redeemable Common Stock	(29,288)	(50,922)
Net Loss Attributable to Common Shareholders	(3,289,689)	(2,162,573)
Unrealized (Loss)/Gain on Available For Sale Securities	-	9,950
Total Comprehensive Loss	(3,289,689)	(2,152,623)
WEIGHTED AVG NUMBER OF SHARES OUTSTANDING (Basic)	1,741,131	571,877
Basic Net Loss per Share	\$ (1.89)	\$ (3.76)
WEIGHTED AVG NUMBER OF SHARES OUTSTANDING (Diluted)	1,741,131	571,877
Diluted Net Loss per Share	\$ (1.89)	\$ (3.76)

The accompanying notes are an integral part of these financial statements.



Derivative Liability – Convertible Debt	-	-	-	-	-	-	-	-	-	498,920	-	-	-	498,920
Interest on redeemable common stock	-	-	-	-	-	-	-	-	-	(29,288)	-	-	-	(29,288)
Donated Capital										2,403				2,403
Net loss for period	-	-	-	-	-	-	-	-	-	-	-	(3,260,401)	-	(3,260,401)
Balance at 12/31/2014	4,000,000	-	100	\$ 4,000	\$ -	\$ -	9,163,491	\$ 92	\$15,891,846	\$79,648	\$ (18,795,554)	\$ -	\$ (2,819,968)	

The accompanying notes are an integral part of these financial statements.

NORTH BAY RESOURCES INC.  
CONSOLIDATED STATEMENTS OF CASH FLOWS  
FOR THE YEARS ENDING  
DECEMBER 31, 2014 AND 2013

	12 months Ended December 31, 2014	12 months Ended December 31, 2013
<b>CASH FLOWS FROM OPERATING ACTIVITIES</b>		
Net Loss	\$ (3,260,401)	\$ (2,059,305)
Adjustments to reconcile Net Loss to net cash used in operations:		
Gain on sale of claims	(2,000)	(243,499)
Common Stock issued for services	2,700	9,263
Common Stock issued to director for services	-	10,000
Loss on equity modification	-	85,399
Loss on conversion of debt and deferred compensation	131,317	-
Amortization of discount on debt	1,185,477	369,684
Amortization of deferred financing cost	107,097	34,936
Amortization of gold advances discount	4,289	17,934
Change in derivative liability	(326,673)	52,581
Depreciation Expense	100,319	99,160
Accretion Expense	504	574
Extension Expense for convertible note	150,000	-
Extension Expense for Ruby mortgage	-	160,000
Changes in operating assets and liabilities:		
Prepaid Expenses	20,453	2,627
Accounts receivable	(1,515)	-
Other assets	90,774	(3,381)
Accrued expenses – related party	127,150	116,000
Accrued expenses	102,759	61,270
Accounts Payable	85,095	(15,005)
<b>Net Cash Used in Operating Activities</b>	<b>(1,482,655)</b>	<b>(1,301,762)</b>
<b>CASH FLOWS FROM INVESTING ACTIVITIES</b>		
Cash paid for purchase of fixed assets	-	(15,912)
Cash received from sales of claims	2,000	173,664
Proceeds from Fixed Asset Disposal	1,000	-
Investment received for claim sales	(100,000)	-
<b>Net Cash Provided by/Used in Investing Activities</b>	<b>(97,000)</b>	<b>157,752</b>
<b>CASH FLOWS FROM FINANCING ACTIVITIES</b>		
Donated Capital	2,403	-
Proceeds from sale of redeemable common stock	-	197,000
Proceeds from sale of common stock	766,500	459,300
Repayment of Advances - Gold	(200,000)	200,000
Cash paid for deferred financing costs	(85,430)	(36,950)
Debt Repayments	(153,131)	(229,572)
Borrowings on convertible debt	1,147,500	646,097
<b>Net Cash Provided by Financing Activities</b>	<b>1,477,842</b>	<b>1,235,875</b>
<b>Net cash increase (decrease) for period</b>	<b>(101,813)</b>	<b>91,865</b>
Cash at beginning of period	133,873	42,008
<b>Cash at end of period</b>	<b>32,060</b>	<b>133,873</b>
<b>Supplementary Cash Flow Information:</b>		
Cash Paid for Interest	25,000	97,538
Cash Paid for Taxes	-	-
<b>Non-Cash Investing &amp; Financing Activities:</b>		
Common Stock issued for conversion of preferred shares	\$ -	\$ -
Common Stock issued for conversion of debt and accrued salary	\$ -	\$ 180,000
Warrants issued for purchase option - Ruby Mine	\$ -	\$ -
Term extension of Ruby Mine warrants	\$ -	\$ -
Stock Issued for purchase option - Ruby Mine	\$ -	\$ -
Discount from beneficial conversion feature and warrants attached to convertible notes payable	\$ -	\$ -
Transfer of available for sale securities to relieve accrued salary	\$ -	\$ -
Accrued salary relieved for shares issued	\$ -	\$ -
Common and preferred shares issued as founders shares	\$ -	\$ -
Capitalized costs for Ruby Mine purchase option transferred to fixed assets and mineral assets upon acquisition	\$ -	\$ -
Note payable for Ruby Mine acquisition	\$ -	\$ -
Liabilities assumed with Ruby Mine acquisition	\$ -	\$ -
Revision to Asset Retirement Obligation	\$ 1,710	\$ -
Common stock issued for conversion of convertible debt	\$ 805,827	\$ 283,920
Equipment acquired with note payable	\$ -	\$ 56,071
Common stock issued for stock payable	\$ -	\$ -
Equity draw on redeemable common stock applied towards note principal owed	\$ -	\$ -
Common Stock issued for deferred financing costs	\$ 10,310	\$ 6,481
Common stock owed for deferred financing costs	\$ 19,440	\$ -
Debt discount due to derivative liability	\$ 1,512,758	\$ 403,712
Settlement of Derivative liability	\$ 498,920	\$ 256,472

<b>Settlement of gold derivative</b>	\$	2,223	\$	-
<b>Discount on gold advance</b>	\$	-	\$	22,223
<b>Accretion of Discount on Redeemable Common Stock</b>	\$	-	\$	52,346
<b>Mezzanine shares returned to CS/APIC</b>	\$	697,046	\$	-
<b>Interest on Redeemable Common Stock</b>	\$	29,288	\$	50,922
<b>Unrealized loss on AFS</b>	\$	-	\$	9,950

The accompanying notes are an integral part of these financial statements.

**NORTH BAY RESOURCES INC.  
NOTES TO CONSOLIDATED FINANCIAL STATEMENTS**

**NOTE 1 GENERAL ORGANIZATION AND BUSINESS**

The Company was incorporated in the State of Delaware on June 18, 2004 under the name Ultimate Jukebox, Inc. On September 4, 2004, Ultimate Jukebox, Inc. merged with NetMusic Corporation, and subsequently changed the Company name to NetMusic Entertainment Corporation. On March 10, 2006, the Company ceased digital media distribution operations, began operations as a natural resources company, and changed the Company name to Enterayon, Inc. On January 15, 2008, the Company merged with and assumed the name of its wholly-owned subsidiary, North Bay Resources Inc. As a result of the merger, Enterayon, Inc. was effectively dissolved, leaving North Bay Resources Inc. as the remaining company.

The Company's business plan is based on the Generative Business Model, which is designed to leverage our mining properties and mineral claims into near-term income streams even during the earliest stages of exploration. This is accomplished by entering into sales, joint-venture, and/or option contracts with other mining companies, for which the Company generates income through payments in cash, stock, and other consideration.

The Generative Business Model is our short term plan to leverage properties until funding is adequate to implement our long term plan. The Company's long term plan is to locate and extract gold and silver from current exploration stage properties. This will be done through utilizing joint-ventures and other funding that is available to develop properties until they reach the production stage. Once in the production stage, the Company plans on extracting gold, silver, and other profitable by-products, and selling them to smelters. The Company has not currently begun this stage of the business plan.

**NOTE 2 GOING CONCERN**

These consolidated financial statements have been prepared on a going concern basis, which implies the Company will continue to realize its assets and discharge its liabilities in the normal course of business. The Company has generated modest revenues since inception and has never paid any dividends and is unlikely to pay dividends. The Company has accumulated losses since inception equal to \$18,795,554 as of December 31, 2014. These factors raise substantial doubt regarding the ability of the Company to continue as a going concern. The continuation of the Company as a going concern is dependent upon the continued financial support from its shareholders, the ability of the Company to obtain necessary equity financing to continue operations and to determine the existence, discovery and successful exploration of economically recoverable reserves in its resource properties, confirmation of the Company's interests in the underlying properties, and the attainment of profitable operations. The Company has had very little operating history to date. These consolidated financial statements do not include any adjustments to the recoverability and classification of recorded asset amounts and classification of liabilities that might be necessary should the Company be unable to continue as a going concern.

**NOTE 3 SUMMARY OF SIGNIFICANT ACCOUNTING POLICIES**

**Reclassifications**

Certain prior period amounts have been reclassified to conform to the current period presentation. There was no material effect to the consolidated financial statements as result of these reclassifications.

**Principles of Consolidation**

The consolidated financial statements include the accounts of the Company and its wholly-owned subsidiary, Ruby Gold, Inc. All significant inter-company accounts and transactions have been eliminated in consolidation.

**Use of Estimates**

The preparation of financial statements in conformity with accounting principles generally accepted in the United States of America requires management to make estimates and assumptions that affect the reported amounts of assets and liabilities and disclosures of contingent liabilities at the date of the financial statements and the reported amounts of revenue and expenses during the reporting period. Actual results could differ from those estimates.



### **Cash and Cash Equivalents**

The Company considers all highly liquid debt instruments and other short-term investments with a maturity of three months or less, when purchased, to be cash equivalents. There were no cash equivalents at December 31, 2014 and December 31, 2013. The Company maintains cash and cash equivalent balances at one financial institution that is insured by the Federal Deposit Insurance Corporation up to \$250,000.

### **Reclamation Bonds**

The Company holds its reclamation bonds on the Ruby Mine in the form of one-year Certificates of Deposit that automatically rollover annually on their anniversary dates. These funds are held in reserve to guarantee the Company's Asset Retirement Obligation.

### **Marketable Securities**

The Company accounts for its marketable securities, which are available for sale, in accordance with Financial Accounting Standards Board ("FASB") guidance regarding accounting for certain investments in debt and equity securities, which requires that available-for-sale and trading securities be carried at fair value. Unrealized gains and losses deemed to be temporary on available-for-sale securities are reported as other comprehensive income ("OCI") within shareholders' deficit. Realized gains and losses and declines in value deemed to be other than temporary on available-for-sale securities are included in "(Gain) loss on short- and long-term investments" and "Other income" on our statements of operations. Trading gains and losses also are included in "(Gain) loss on short-term and long-term investments." Fair value of the securities is based upon quoted market prices in active markets or estimated fair value when quoted market prices are not available. The cost basis for realized gains and losses on available-for-sale securities is determined on a specific identification basis. We classify our available-for-sale securities as short- or long-term based upon management's intent and ability to hold these investments. In addition, throughout 2009, the FASB issued various authoritative guidance and enhanced disclosures regarding fair value measurements and impairments of securities which helps in determining fair value when the volume and level of activity for the asset or liability have significantly decreased and in identifying transactions that are not orderly.

### **Revenue Recognition**

The company has recognized no mining revenue to date. In the future mining revenue will be recognized according to the policy described below.

Revenue is recognized when the following conditions are met:

- (a) persuasive evidence of an arrangement to purchase exists;
- (b) the price is fixed or determinable;
- (c) the product has been delivered; and
- (d) collection of the sales price is reasonably assured.

Under the terms of concentrate sales contracts with third-party smelters, final prices for the gold, silver, zinc, copper and lead in the concentrate are set based on the prevailing spot market metal prices on a specified future date based on the date that the concentrate is delivered to the smelter. The Company records revenues under these contracts based on forward prices at the time of delivery, which is when transfer of legal title to concentrate passes to the third-party smelters. The terms of the contracts result in differences between the recorded estimated price at delivery and the final settlement price. These differences are adjusted through revenue at each subsequent financial statement date.

### **Mineral Property Costs**

Mineral property acquisition costs are capitalized upon acquisition. Mineral property exploration and improvement costs are expensed as incurred. When it has been determined that a mineral property can be economically developed as a result of establishing proven or probable reserves, the costs incurred to develop and improve such property are capitalized. To date the Company has not established any proven or probable reserves on its mineral properties.

The Company reviews long-lived assets for indicators of impairment whenever events or changes in circumstances indicate that the carrying value may not be recoverable. If the review indicates that the carrying amount of the asset may not be recoverable, the potential impairment is measured based on a projected discounted cash flow method using a discount rate that is considered to be commensurate with the risk inherent in the Company's current business model. For purposes of recognition and measurement of an impairment loss, a long-lived asset is grouped with other assets at the lowest level for which identifiable cash flows are largely independent of the cash flows of other assets.

#### **Purchase Options for Mining Property**

Costs associated with acquisitions related to purchase options for mining properties are capitalized when the costs are incurred in accordance with ASC 340.10. The costs are carried at the amount paid and transferred to the appropriate asset account if the option is exercised. If it is determined that the Company will not exercise the option, the option is expensed.

#### **Deferred Gains**

Deposits on pending sales of mineral claims are classified as deferred gains until the transaction has been completed.

#### **Asset Retirement Obligation**

The FASB standard on accounting for asset retirement obligation requires that the fair value of the liability for asset retirement costs be recognized in an entity's balance sheet, as both a liability and an increase in the carrying values of such assets, in the periods in which such liabilities can be reasonably estimated. The present value of the estimated future asset retirement obligation ("ARO"), as of the date of acquisition or the date at which mining commences is capitalized as part of the costs of mineral assets and recorded with an offsetting liability. The asset retirement costs are depleted over the production life of the mineral assets on a unit-of-production basis.

The ARO is recorded at fair value and accretion expense is recognized as the discounted liability is accreted to its expected settlement value. The fair value of the ARO liability is measured by using expected future cash outflows discounted at the Company's credit adjusted risk free interest rate.

Amounts incurred to settle plugging and abandonment obligations that are either less than or greater than amounts accrued are recorded as a gain or loss in current operations. Revisions to previous estimates, such as the estimated cost to remediate and abandon a mine may require adjustments to the ARO and are capitalized as part of the costs of mineral assets.

#### **Income Taxes**

The Company utilizes the liability method of accounting for income taxes. Under the liability method, deferred tax assets and liabilities are determined based on the differences between the financial reporting basis and the tax basis of the assets and liabilities, and are measured using enacted tax rates that will be in effect when the differences are expected to reverse.

The Company adopted the provisions of the FASB interpretation related to accounting for uncertainty in income taxes, which seeks to reduce the diversity in practice associated with the accounting and reporting for uncertainty in income tax positions. The Company believes it does not have any uncertain tax positions taken or expected to be taken in its income tax returns.

#### **Fair Value of Financial Instruments**

The Company adopted the FASB standard related to fair value measurement at inception. The standard defines fair value, establishes a framework for measuring fair value and expands disclosure of fair value measurements. The standard applies under other accounting pronouncements that require or permit fair value measurements and, accordingly, does not require any new fair value measurements. The standard clarifies that fair value is an exit price, representing the amount that would be received to sell an asset or paid to transfer a liability in an orderly transaction between market participants. As such, fair value is a market-based measurement that should be determined based on assumptions that market participants would use in pricing an asset or liability. As a basis for considering such assumptions, the standard established a three-tier fair value hierarchy, which prioritizes the inputs used in measuring fair value as follows.

Level 1. Observable inputs such as quoted prices in active markets;

Level 2. Inputs, other than quoted prices in active markets, that are observable either directly or indirectly; and

Level 3. Unobservable inputs in which there is little or no market data, which require the reporting entity to develop its own assumptions.

The Company values its derivative instruments related to embedded conversion features and warrants from the issuance of convertible debentures in accordance with the Level 3 guidelines. For the twelve month period ended December 31, 2014, the following table reconciles the beginning and ending balances for financial instruments that are recognized at fair value in these consolidated financial statements. The fair value of embedded conversion features that have floating conversion features and tainted common stock equivalents (warrants and convertible debt) are estimated using a Binomial Lattice model. The key inputs to this valuation model as of December 31, 2014, were: Volatility of 148% - 156%, inherent term of instruments equal to the remaining contractual term, quoted closing stock prices on valuation dates, and various settlement scenarios and probability percentages summing to 100%.

	<u>Balance at December 31, 2013</u>	<u>New Issuances</u>	<u>Settlements</u>	<u>Changes in Fair Values</u>	<u>Balance at December 31, 2014</u>
Level 3 –					
Derivative liabilities from:					
Conversion features – embedded derivative	\$ 156,761	\$ 814,481	\$ (350,523)	\$ 132,539	\$ 753,258
Conversion features – tainted equity	391,686	886,774	(152,980)	(495,008)	630,472
Warrants – tainted equity	148,201	-	-	(148,118)	83
	<u>\$ 696,648</u>	<u>\$ 1,701,255</u>	<u>\$ (503,503)</u>	<u>\$ (501,587)</u>	<u>\$ 1,383,813</u>

Changes in the unobservable input values would likely cause material changes in the fair value of the Company's Level 3 financial instruments. The significant unobservable input used in the fair value measurement is the estimation for probability percentages assigned to future expected settlement possibilities. A significant increase (decrease) in this distribution of percentages would result in a higher (lower) fair value measurement.

The following table presents assets and liabilities that were measured and recognized at fair value as of December 31, 2013 and the year then ended on a recurring basis:

Description	<u>Level 1</u>	<u>Level 2</u>	<u>Level 3</u>	<u>Total Unrealized Gain</u>
Available For Sale Securities	\$ 22,500	\$ -	\$ -	\$ 2,500
Totals	\$ 22,500	\$ -	\$ -	\$ 2,500

Description	<u>Level 1</u>	<u>Level 2</u>	<u>Level 3</u>	<u>Total Unrealized Loss</u>
Derivate Liability – Advances on Gold	\$ -	\$ 22,223	\$ -	\$ 22,223
Totals	\$ -	\$ 22,223	\$ -	\$ 22,223

The following table presents assets that were measured and recognized at fair value as of December 31, 2014:

Description	<u>Level 1</u>	<u>Level 2</u>	<u>Level 3</u>	<u>Total Unrealized Loss</u>
Available For Sale Securities	\$ 33,956	\$ -	\$ -	\$ -
Totals	\$ 33,956	\$ -	\$ -	\$ -

Description	<u>Level 1</u>	<u>Level 2</u>	<u>Level 3</u>	<u>Total Unrealized Loss</u>
Derivate Liability – Advances on Gold	\$ -	\$ -	\$ -	\$ -
Totals	\$ -	\$ -	\$ -	\$ -

The following schedule summarizes the valuation of financial instruments at fair value on a recurring basis in the balance sheets as of December 31, 2014 and December 31, 2013:

	<b>Fair Value Measurements at December 31, 2014</b>		
	<b>Level 1</b>	<b>Level 2</b>	<b>Level 3</b>
<b>Assets</b>			
Cash	\$ 32,060	\$ -	\$ -
Certificates of Deposit	173,200		
Total assets	<u>205,260</u>	<u>-</u>	<u>-</u>
<b>Liabilities</b>			
Advance Gold Sales	-	-	-
Convertible notes	-	1,045,512	-
Derivative Liabilities	-	-	1,383,813
Note payable, Ruby	-	1,697,055	-
Notes payable, equipment	-	30,099	-
Total liabilities	<u>-</u>	<u>2,772,666</u>	<u>1,383,813</u>
	<u>\$ 205,260</u>	<u>\$ (2,772,666)</u>	<u>\$ (1,383,813)</u>
<b>Fair Value Measurements at December 31, 2013</b>			
	<b>Level 1</b>	<b>Level 2</b>	<b>Level 3</b>
<b>Assets</b>			
Cash	\$ 133,873	\$ -	\$ -
Certificates of Deposit	172,880		
Total assets	<u>306,753</u>	<u>-</u>	<u>-</u>
<b>Liabilities</b>			
Advance Gold Sales	-	195,711	-
Convertible notes	-	836,858	-
Derivative Liabilities	-	-	718,871
Note payable, Ruby	-	1,832,638	-
Notes payable, equipment	-	41,687	-
Total liabilities	<u>-</u>	<u>2,906,894</u>	<u>718,871</u>
	<u>\$ 306,753</u>	<u>\$ (2,906,894)</u>	<u>\$ (718,871)</u>

The fair values of our debts are deemed to approximate book value, and are considered Level 2 inputs as defined by ASC Topic 820-10-35.

There were no transfers of financial assets or liabilities between Level 1, Level 2 and Level 3 inputs for the twelve months ended December 31, 2014 or the year ended December 31, 2013.

The Company had no other assets or liabilities valued at fair value on a recurring or non-recurring basis as of December 31, 2014 or December 31, 2013.

**Stock Based Compensation**

Beginning January 1, 2006, the Company adopted the FASB standard related to stock based compensation. The standard requires all share-based payments to employees (which includes non-employee Directors), including employee stock options, warrants and restricted stock, be measured at the fair value of the award and expensed over the requisite service period (generally the vesting period). The fair value of common stock options or warrants granted to employees is estimated at the date of grant using the Black-Scholes option pricing model by using the historical volatility of the Company. The calculation also takes into account the common stock fair market value at the grant date, the exercise price, the expected life of the common stock option or warrant, the dividend yield and the risk-free interest rate.

The Company from time to time may issue stock options, warrants and restricted stock to acquire goods or services from third parties. Restricted stock, options or warrants issued to other than employees or directors are recorded on the basis of their fair value, which is measured as of the date required by the Emerging Issues Task Force guidance related to accounting for equity instruments issued to non-employees. In accordance with this guidance, the options or warrants are valued using the Black-Scholes option pricing model on the basis of the market price of the underlying equity instrument on the "valuation date," which for options and warrants related to contracts that have substantial disincentives to non-performance, is the date of the contract, and for all other contracts is the vesting date. Expense related to the options and warrants is recognized on a straight-line basis over the shorter of the period over which services are to be received or the vesting period. As of December 31, 2014 and December 31, 2013, no options or warrants related to compensation have been issued, and none are outstanding.

#### **Beneficial Conversion Feature**

From time to time, the Company may issue convertible notes that may have conversion prices that create an embedded beneficial conversion feature pursuant to the Emerging Issues Task Force guidance on beneficial conversion features. A beneficial conversion feature exists on the date a convertible note is issued when the fair value of the underlying common stock to which the note is convertible into is in excess of the remaining unallocated proceeds of the note after first considering the allocation of a portion of the note proceeds to the fair value of any attached equity instruments, if any related equity instruments were granted with the debt. In accordance with this guidance, the intrinsic value of the beneficial conversion feature is recorded as a debt discount with a corresponding amount to additional paid in capital. The debt discount is amortized to interest expense over the life of the note using the effective interest method.

#### **Deferred Financing Costs**

Deferred financing costs include debt issuance costs primarily incurred by the Company as part of Convertible Note transactions. These amounts are capitalized to Deferred Financing Costs and amortized over the term of the note. Amortization is provided on a straight-line basis over the terms of the respective debt instruments to which the costs relate and is included in interest expense. The difference between the straight line and effective interest methods is immaterial due to the short term nature of the convertible notes.

#### **Accounting for Derivative Instruments**

All derivatives have been recorded on the balance sheet at fair value based on the lattice model calculation. These derivatives, including embedded derivatives in the Company's convertible notes which have floating conversion prices based on changes to the quoted price of the Company's common stock and common stock equivalents tainted as a result of the derivative, are separately valued and accounted for on the Company's balance sheet. Fair values for exchange traded securities and derivatives are based on quoted market prices. Where market prices are not readily available, fair values are determined using market based pricing models incorporating readily observable market data and requiring judgment and estimates.

#### **Lattice Valuation Model**

The Company valued the conversion features in their convertible notes and tainted warrants using a lattice valuation model, with the assistance of a valuation consultant. The lattice model values these instruments based on a probability weighted discounted cash flow model. The Company uses the model to develop a set of potential scenarios. Probabilities of each scenario occurring during the remaining term of the instruments are determined based on conversion prices relative to current stock prices, historic volatility, and estimates on investor behavior. These probabilities are used to create a cash flow projection over the term of the instruments and determine the probability that the projected cash flow will be achieved. A discounted weighted average cash flow for each scenario is then calculated and compared to the discounted cash flow of the instruments without the compound embedded derivative in order to determine a value for the compound embedded derivative.

#### **Income/Loss Per Share of Common Stock**

Basic net loss per common share is computed using the weighted average number of common shares outstanding. Diluted earnings per share includes additional dilution from common stock equivalents, such as stock issuable pursuant to the exercise of stock options and warrants. Common stock equivalents are not included in the computation of diluted earnings per share when the Company reports a loss because to do so would be anti-dilutive for the periods presented. As of December 31, 2014 and 2013, there were 57,987,688 and 56,852,098 common stock equivalents outstanding, respectively.

The following is a reconciliation of the computation for basic and diluted EPS for the full year ended December 31, 2014 and 2013, respectively:

	<u>December 31, 2014</u>	<u>December 31, 2013</u>
Net Loss	\$ (3,260,401)	\$ (2,059,305)
Weighted-average common shares Outstanding (Basic)	1,741,131	571,877
Weighted-average common stock Equivalents	57,987,688	56,852,098
Deduction of stock Equivalents not included due to net loss	(57,987,688)	(56,852,098)
Weighted-average common shares Outstanding (Diluted)	<u>1,741,131</u>	<u>571,877</u>
Basic and Diluted Net Gain (Loss) per Share	\$ (1.89)	\$ (3.76)

### Property, Plant and Equipment

Property, plant and equipment are stated at cost less accumulated depreciation. The cost of property, plant and equipment is depreciated using the straight-line method over the estimated useful life of the asset - periods of approximately 18-28 years for buildings, 3-10 years for machinery and equipment and 3- 5 years for vehicles. Long-lived assets are reviewed for impairment whenever in management's judgment conditions indicate a possible loss. Such impairment tests compare estimated undiscounted cash flows to the recorded value of the asset. If an impairment is indicated, the asset is written down to its fair value or, if fair value is not readily determinable, an estimated fair value is used based on discounted cash flows. Fully depreciated assets are retained in property, plant and equipment and accumulated depreciation accounts until they are removed from service. In case of disposals of assets, the assets and related accumulated depreciation are removed from the accounts, and the net amounts after proceeds from disposal are credited or charged to income.

### Recently Issued Accounting Standards

On November 2014, The Financial Accounting Standards Board (FASB) issued Accounting Standard Update No. 2014-16—Derivatives and Hedging (Topic 815): Determining Whether the Host Contract in a Hybrid Financial Instrument Issued in the Form of a Share Is More Akin to Debt or to Equity (a consensus of the FASB Emerging Issues Task Force). The amendments in this Update do not change the current criteria in GAAP for determining when separation of certain embedded derivative features in a hybrid financial instrument is required. That is, an entity will continue to evaluate whether the economic characteristics and risks of the embedded derivative feature are clearly and closely related to those of the host contract, among other relevant criteria. The amendments clarify how current GAAP should be interpreted in evaluating the economic characteristics and risks of a host contract in a hybrid financial instrument that is issued in the form of a share. The effects of initially adopting the amendments in this Update should be applied on a modified retrospective basis to existing hybrid financial instruments issued in the form of a share as of the beginning of the fiscal year for which the amendments are effective. Retrospective application is permitted to all relevant prior periods.

On November 2014, The Financial Accounting Standards Board (FASB) issued Accounting Standard Update No. 2014-17—Business Combinations (Topic 805): Pushdown Accounting (a consensus of the FASB Emerging Issues Task Force). The amendments in this Update provide an acquired entity with an option to apply pushdown accounting in its separate financial statements upon occurrence of an event in which an acquirer obtains control of the acquired entity. The amendments in this Update are effective on November 18, 2014. After the effective date, an acquired entity can make an election to apply the guidance to future change-in-control events or to its most recent change-in-control event. However, if the financial statements for the period in which the most recent change-in-control event occurred already have been issued or made available to be issued, the application of this guidance would be a change in accounting principle.

On August 2014, The Financial Accounting Standards Board (FASB) issued Accounting Standard Update No. 2014-15, Presentation of Financial Statements – Going Concerns (Subtopic 205-40): Disclosures of Uncertainties about an Entity's Ability to Continue as a Going Concern. The amendments require management to assess an entity's ability to continue as a going concern by incorporating and expanding upon certain principles that are currently in U.S. auditing standards. Specifically, the amendments (1) provide a definition of the term substantial doubt, (2) require an evaluation every reporting period including interim periods, (3) provide principles for considering the mitigating effect of management's plans, (4) require certain disclosures when substantial doubt is alleviated as a result of consideration of management's plans, (5) require an express statement and other disclosures when substantial doubt is not alleviated, and (6) require an assessment for a period of one year after the date that the financial statements are issued (or available to be issued). The amendments in this Update are effective for the annual period ending after December 15, 2016, and for annual periods and interim periods thereafter. Early application is permitted.

In June 2014, the Financial Accounting Standards Board (FASB) issued Accounting Standards Update (ASU) No. 2014-12, Compensation – Stock Compensation (Topic 718): Accounting for Share-Based Payments When the Terms of an Award Provide That a Performance Target Could Be Achieved after the Requisite Service Period. The new guidance requires that share-based compensation that require a specific performance target to be achieved in order for employees to become eligible to vest in the awards and that could be achieved after an employee completes the requisite service period be treated as a performance condition. As such, the performance target should not be reflected in estimating the grant-date fair value of the award. Compensation costs should be recognized in the period in which it becomes probable that the performance target will be achieved and should represent the compensation cost attributable to the period(s) for which the requisite service has already been rendered. If the performance target becomes probable of being achieved before the end of the requisite service period, the remaining unrecognized compensation cost should be recognized prospectively over the remaining requisite service period. The total amount of compensation cost recognized during and after the requisite service period should reflect the number of awards that are expected to vest and should be adjusted to reflect those awards that ultimately vest. The requisite service period ends when the employee can cease rendering service and still be eligible to vest in the award if the performance target is achieved. This new guidance is effective for fiscal years and interim periods within those years beginning after December 15, 2015. Early adoption is permitted. Entities may apply the amendments in this Update either (a) prospectively to all awards granted or modified after the effective date or (b) retrospectively to all awards with performance targets that are outstanding as of the beginning of the earliest annual period presented in the financial statements and to all new or modified awards thereafter. The adoption of ASU 2014-12 is not expected to have a material impact on our financial position or results of operations.

In June 2014, the FASB issued ASU No. 2014-10: Development Stage Entities (Topic 915): Elimination of Certain Financial Reporting Requirements, Including an Amendment to Variable Interest Entities Guidance in Topic 810, Consolidation, to improve financial reporting by reducing the cost and complexity associated with the incremental reporting requirements of development stage entities. The amendments in this update remove all incremental financial reporting requirements from U.S. GAAP for development stage entities, thereby improving financial reporting by eliminating the cost and complexity associated with providing that information. The amendments in this Update also eliminate an exception provided to development stage entities in Topic 810, Consolidation, for determining whether an entity is a variable interest entity on the basis of the amount of investment equity that is at risk. The amendments to eliminate that exception simplify U.S. GAAP by reducing avoidable complexity in existing accounting literature and improve the relevance of information provided to financial statement users by requiring the application of the same consolidation guidance by all reporting entities. The elimination of the exception may change the consolidation analysis, consolidation decision, and disclosure requirements for a reporting entity that has an interest in an entity in the development stage. The amendments related to the elimination of inception-to-date information and the other remaining disclosure requirements of Topic 915 should be applied retrospectively except for the clarification to Topic 275, which shall be applied prospectively. For public companies, those amendments are effective for annual reporting periods beginning after December 15, 2014, and interim periods therein. Early adoption is permitted. The adoption of ASU 2014-10 is not expected to have a material impact on our financial position or results of operations.

In July 2013, FASB issued ASU No. 2013-11, "Presentation of an Unrecognized Tax Benefit When a Net Operating Loss Carryforward, a Similar Tax Loss, or a Tax Credit Carryforward Exists." The provisions of ASU No. 2013-11 require an entity to present an unrecognized tax benefit, or portion thereof, in the statement of financial position as a reduction to a deferred tax asset for a net operating loss carryforward or a tax credit carryforward, with certain exceptions related to availability. ASU No. 2013-11 is effective for interim and annual reporting periods beginning after December 15, 2013. The adoption of ASU No. 2013-11 is not expected to have a material impact on the Company's Consolidated Financial Statements.

In February 2013, the Financial Accounting Standards Board (FASB) issued Accounting Standards Update (ASU) No. 2013-02, *Comprehensive Income (Topic 220): Reporting of Amounts Reclassified Out of Accumulated Other Comprehensive Income*, to improve the transparency of reporting these reclassifications. Other comprehensive income includes gains and losses that are initially excluded from net income for an accounting period. Those gains and losses are later reclassified out of accumulated other comprehensive income into net income. The amendments in the ASU do not change the current requirements for reporting net income or other comprehensive income in financial statements. All of the information that this ASU requires already is required to be disclosed elsewhere in the financial statements under U.S. GAAP. The new amendments will require an organization to:

- Present (either on the face of the statement where net income is presented or in the notes) the effects on the line items of net income of significant amounts reclassified out of accumulated other comprehensive income - but only if the item reclassified is required under U.S. GAAP to be reclassified to net income in its entirety in the same reporting period; and
- Cross-reference to other disclosures currently required under U.S. GAAP for other reclassification items (that are not required under U.S. GAAP) to be reclassified directly to net income in their entirety in the same reporting period. This would be the case when a portion of the amount reclassified out of accumulated other comprehensive income is initially transferred to a balance sheet account (e.g., inventory for pension-related amounts) instead of directly to income or expense.

The amendments apply to all public and private companies that report items of other comprehensive income. Public companies are required to comply with these amendments for all reporting periods (interim and annual). The amendments are effective for reporting periods beginning after December 15, 2012, for public companies. Early adoption is permitted. The adoption of ASU No. 2013-02 is not expected to have a material impact on our financial position or results of operations.

In January 2013, the FASB issued ASU No. 2013-01, *Balance Sheet (Topic 210): Clarifying the Scope of Disclosures about Offsetting Assets and Liabilities*, which clarifies which instruments and transactions are subject to the offsetting disclosure requirements originally established by ASU 2011-11. The new ASU addresses preparer concerns that the scope of the disclosure requirements under ASU 2011-11 was overly broad and imposed unintended costs that were not commensurate with estimated benefits to financial statement users. In choosing to narrow the scope of the offsetting disclosures, the Board determined that it could make them more operable and cost effective for preparers while still giving financial statement users sufficient information to analyze the most significant presentation differences between financial statements prepared in accordance with U.S. GAAP and those prepared under IFRSs. Like ASU 2011-11, the amendments in this update will be effective for fiscal periods beginning on, or after January 1, 2013. The adoption of ASU 2013-01 is not expected to have a material impact on our financial position or results of operations.

#### **NOTE 4 INVESTMENTS**

On October 24, 2012, the Company entered into an agreement on its Willa property with Caribou King Resources Ltd. ("Caribou", or "CKR"), a Canadian issuer listed on the TSX Venture Exchange. Under the terms of Agreement, Caribou may earn up to a 100% interest in the Willa Claims by making aggregate payments to North Bay of USD \$232,500 in cash and issuing 1,000,000 shares of Caribou common stock. Of the aggregate payments, \$7,500 in cash and 500,000 shares are due upon receipt of regulatory acceptance of the agreement by the TSX Venture Exchange. Subsequent to TSX approval in November, 2012, and pursuant to the agreement, the Company received 500,000 shares of CKR stock. These shares were valued at \$25,050 based upon the closing price of CKR stock on the date the shares were issued. As of December 31, 2013 and 2014, the market value of these shares was \$22,500 and \$200, respectively. This resulted in an unrealized loss of \$2,500 for the year ended December 31, 2013, and a realized loss of \$22,300 for the year ended December 31, 2014. We consider the unrealized net loss in 2013 as temporary due to the short length of time the market price for these securities has been below its value on the acquisition date.

On July 18, 2014, the Company executed a mineral property option agreement (the "Agreement") with Ximen Mining Corp. ("Ximen"), a Canadian issuer listed on the TSX Venture Exchange, pursuant to which Ximen may earn up to a 100% interest in the Company's "Brett West" and "Bouleau Creek" mineral claims (the "Brett West Claims") in southeastern British Columbia. Under the terms of Agreement, Ximen may earn up to a 100% interest in the Brett West Claims by making aggregate payments to North Bay of USD \$600,000, consisting of \$300,000 in cash and issuing \$300,000 in shares of Ximen common stock. Of the aggregate payments, \$100,000 in cash and \$100,000 in stock are due upon receipt of regulatory acceptance of the agreement by the TSX Venture Exchange, and equal payments of \$50,000 cash and \$50,000 in shares of Ximen stock are each due upon the 1st, 2nd, 3rd, and 4th 6-month anniversaries of the Agreement. Subsequent to TSX approval on September 5, 2014, and pursuant to the agreement, as of December 31, 2014, the Company received \$98,484 of the \$100,000 cash consideration due on closing, and received the \$1,515 balance due subsequent to December 31, 2014, which was accounted for as accounts receivable as of December 31, 2014. As of December 31, 2014 the Company also received 217,391 shares of Ximen stock. These shares were valued at \$100,000 based upon the closing price of Ximen stock on the date the shares were issued. As of December 31, 2014 and December 31, 2013, the market value of these shares was \$33,756 and \$0, respectively. The loss was \$68,794 for the year ended December 31, 2014.

#### **NOTE 5 RUBY MINE ACQUISITION**

On September 27, 2010, the Company executed an option-to-purchase agreement with Ruby Development Company ("RDC"), a California partnership, for the acquisition of the Ruby Mine (the "Ruby") in Sierra County, California. The purchase price is \$2,500,000.

On June 1, 2011, the Company exercised its option to purchase the Ruby Mine and made a final option payment of \$85,000 to open escrow. On July 1, 2011, escrow was closed and the acquisition of the Ruby Mine was completed. During the preceding option period and as of the closing date, the Company has made payments totaling \$510,000 to RDC, consisting of \$360,000 cash and 50,000 shares of common stock valued at \$150,000. These payments were credited towards the purchase price, thereby reducing the outstanding principal due to \$1,990,000. The mortgage is to be paid in full by December 30, 2015 pursuant to amendments to the agreement executed on December 12, 2012, March 28, 2013, and November 19, 2013. The seller has also been granted 10 million 5-year warrants exercisable at 2 cents, 2 million 5-year warrants exercisable at 9 cents, 2 million 5-year warrants exercisable at 10 cents, and 4 million 5-year warrants exercisable at 4 cents. Pursuant to the aforementioned amendment dated November 19, 2013, the term of all of the outstanding warrants issued to the seller has been extended to December 30, 2018.

On the transaction closing date of July 1, 2011, the Company issued a promissory note to RDC for \$1,990,000 plus 3% interest per annum. The note, as amended, is due on or before December 30, 2015, and currently accrues interest at 8% per annum. As of December 31, 2014 and December 31, 2013, the outstanding balance due on the note is \$1,697,055 and \$1,832,638, respectively.



Upon the close of the transaction and the transfer of title, as previously set forth in the purchase agreement, the Company acquired all of the real and personal property associated with the Ruby Gold Mine, all of the shares of Ruby Gold, Inc., a private California corporation, and \$171,618 in reclamation bonds securing the permits at the Ruby Mine. Subsequent to the close of the transaction, Ruby Gold, Inc. became a wholly-owned subsidiary of North Bay Resources Inc. The Company has also assumed the reclamation liabilities on the Ruby Mine, for which reclamation bonds are pledged. In addition, a \$2,500 liability from a pre-existing shareholder loan that was outstanding as of the closing date has been extinguished as of the close of escrow.

All costs related to the acquisition of the property have been capitalized when incurred. All other costs have been expensed when incurred.

**NOTE 6 PROPERTY, PLANT, EQUIPMENT AND MINERAL CLAIM ASSETS**

As of December 31, 2014 and December 31, 2013, components of property, plant, and equipment and mineral assets were as follows:

	<b>December 31, 2014</b>	<b>December 31, 2013</b>
Buildings	\$ 558,885	\$ 558,885
Machinery and equipment	137,820	138,820
Vehicles	281,602	281,602
Total property, plant and equipment	<u>978,307</u>	<u>979,307</u>
Less: accumulated impairment (1)	(124,343)	(124,343)
Less: accumulated depreciation(2)	<u>(347,245)</u>	<u>(246,926)</u>
Property, plant and equipment, net	<u>\$ 506,719</u>	<u>\$ 608,038</u>
	<b>December 31, 2014</b>	<b>December 31, 2013</b>
Mining claims	\$ 1,792,660	\$ 1,792,660
Asset retirement costs	3,118	4,828
Total mineral claim assets	<u>1,795,778</u>	<u>1,797,488</u>
Less: accumulated depletion(2)	<u>-</u>	<u>-</u>
Mining claims, net	<u>\$ 1,795,778</u>	<u>\$ 1,797,488</u>

(1) Following the acquisition of the Ruby Mine on July 1, 2011, an evaluation of the equipment inventory determined that some equipment was obsolete and/or otherwise not in compliance with safety regulations, resulting in an impairment deduction of \$124,343.

(2) Depreciation expense totaled \$100,319 and \$99,160 for the twelve months ended December 31, 2014 and 2013, respectively. Depletion expense totaled \$0 and \$0 for the twelve months ended December 31, 2014 and 2013, respectively.

**NOTE 7 DEBT**

On July 1, 2011, upon the acquisition of the Ruby Mine, the Company issued a promissory note to Ruby Development Company ("RDC") for \$1,990,000 plus 3% interest per annum. The note, as amended, is due on or before December 30, 2015. Monthly payments are \$10,000 per month during Q1, 2012, \$15,000 per month during Q2, 2012, and \$20,000 per month from July 1, 2013 through December 2015. Pursuant to an amendment executed on March 28, 2013, the interest rate on the note was increased to 6% as of April 1, 2013, and \$160,000 was added to the principal. Pursuant to an amendment executed on November 19, 2013, mortgage payments through December 2015 are set at \$20,000 due on the 1st day of each month, and an additional \$40,000 due by the 20th day of each month, for aggregate monthly payments of \$60,000 per month. As of December 31, 2014, the outstanding balance due on the note is \$1,697,055.

On December 29, 2011, the Company entered into two agreements ("the Agreements") with Tangiers Investors LP, ("Tangiers") pursuant to which the Company received two \$25,000 loans from Tangiers. As the Agreement specifies, loan proceeds will only be used towards expenses related to the Ruby Mine Project. The Agreement is structured as a \$25,000 Promissory Note (the "Promissory Note"), and a \$25,000 Convertible Promissory Note (the "Convertible Note"). The Promissory Note, as amended, has a maturity date of twenty four (24) months from the Effective Date, and an interest rate on the unpaid principal balance equal to 9.9% per year. The Company shall make cash payments to Tangiers every two (2) weeks beginning January 1, 2012, at a minimum of \$2,500 against the principal and accrued interest until the Promissory Note has been satisfied. The Company has further authorized Tangiers to debit this amount directly from any drawdowns made on Company's existing Equity Line of Credit ("ELOC") with Tangiers. As further consideration, Tangiers shall be entitled to 250,000 5-year warrants to purchase 250,000 shares of our common stock at an exercise price of \$0.115 per share. The value of these warrants was calculated via the Black-Scholes model and was calculated at \$20,568. This value was recorded as a discount on the related note payable. The \$25,000 Convertible Note is convertible into common stock, in whole or in part, at any time and from time to time before maturity at the option of the holder at a fixed price of \$0.08 per share, which was the closing market share price on the Effective Date. Due to the conversion price being equal to the closing share price on the grand date no beneficial conversion feature resulted from this issuance. The Note accrues interest at a rate equal to 9.9% per year. The Agreement further specifies that there shall be no penalty for prepayment of either the Promissory Note or the Convertible Note. During the years ended December 31, 2013 and 2012, \$0 and \$20,568 of the discount was amortized, respectively, and the discount has been fully amortized as of December 31, 2014. During the years ended December 31, 2014 and 2013, the outstanding balance due on the Note is \$32,445 and \$29,970 respectively, which includes \$7,445 and \$4,970 in accrued interest as of December 31, 2014 and 2013, respectively. Repayment of this note has been waived by the lender until November 30, 2015.

On February 2, 2012, the Company entered into two Convertible Promissory Note Agreements ("the Notes", or individually, the "Note") with Tangiers Investors LP, ("Tangiers") pursuant to which the Company received an aggregate of \$100,000 (\$50,000 per Note) as a loan from Tangiers. Each Note, as amended, has a term of twenty four (24) months. Repayment of this note has been waived by the lender until November 30, 2015. Each Note accrues interest at a rate equal to 9.9% per year, and is convertible into common stock, in whole or in part, at any time and from time to time before maturity at the option of the holder at a fixed price of \$0.08 per share. As further consideration, Tangiers shall be entitled to 500,000 5-year warrants exercisable at \$0.13. The Notes further specify that there shall be no penalty for prepayment. The beneficial conversion feature resulting from the discounted conversion price compared to market price was valued on the date of grant to be \$78,296 on the note, and \$21,704 on the warrants. The warrants were valued using the Black-Scholes valuation model. This value was recorded as a discount on debt and offset to additional paid in capital. The discount was fully amortized as of December 31, 2014. As of December 31, 2013, the outstanding balance due on the Note is \$118,932, which includes \$18,932 in accrued interest. As of December 31, 2014, the outstanding balance due on the Note is \$128,832, which includes \$28,832 in accrued interest.

On March 15, 2012, the Company entered into two Convertible Promissory Note Agreements ("the Notes", or individually, the "Note") with Tangiers Investors LP, ("Tangiers") pursuant to which the Company received an aggregate of \$75,000 (\$37,500 per Note) as a loan from Tangiers. Each Note, as amended, has a term of twenty four (24) months. Repayment of this note has been waived by the lender until November 30, 2015. Each Note accrues interest at a rate equal to 9.9% per year, and is convertible into common stock, in whole or in part, at any time and from time to time before maturity at the option of the holder at a fixed price of \$0.09 per share. As further consideration, Tangiers shall be entitled to 500,000 5-year warrants exercisable at \$0.09. The Notes further specify that there shall be no penalty for prepayment. The beneficial conversion feature resulting from the discounted conversion price compared to market price was valued on the date of grant to be \$34,896 on the note, and \$40,104 on the warrants. The warrants were valued using the Black-Scholes valuation model. This value was recorded as a discount on debt and offset to additional paid in capital. The discount was fully amortized as of December 31, 2014. As of December 31, 2013, the outstanding balance due on these Notes is \$88,345, which includes \$13,345 in accrued interest. As of December 31, 2014, the outstanding balance due on these Notes is \$95,770, which includes \$20,770 in accrued interest.

On May 16, 2012, the Company entered into a Convertible Promissory Note Agreement ("the Note") with Tangiers Investors LP, ("Tangiers") pursuant to which the Company received \$50,000 as a loan from Tangiers. The Note, as amended, has a term of twenty four (24) months, accrues interest at a rate equal to 9.9% per year, and is convertible into common stock, in whole or in part, at any time and from time to time before maturity at the option of the holder at a fixed price of \$0.06 per share. Repayment of this note has been waived by the lender until November 30, 2015. As further consideration, Tangiers shall be entitled to 150,000 5-year warrants exercisable at \$0.07. The Note further specifies that there shall be no penalty for prepayment. The beneficial conversion feature resulting from the discounted conversion price compared to market price was valued on the date of grant to be \$16,241 on the note, and \$9,393 on the warrants. The warrants were valued using the Black-Scholes valuation model. This value was recorded as a discount on debt and offset to additional paid in capital. The discount was fully amortized as of December 31, 2014. As of December 31, 2013, the outstanding balance due on this Note is \$58,818, which includes \$8,818 in accrued interest. As of December 31, 2014, the outstanding balance due on this Note is \$63,006, which includes \$13,006 in accrued interest.

On May 30, 2012, the Company entered into a Convertible Promissory Note Agreement ("the Note") with Tangiers Investors LP, ("Tangiers") pursuant to which the Company received \$25,000 as a loan from Tangiers. The Note, as amended, has a term of twenty four (24) months, accrues interest at a rate equal to 9.9% per year, and is convertible into common stock, in whole or in part, at any time and from time to time before maturity at the option of the holder at a fixed price of \$0.06 per share. Repayment of this note has been waived by the lender until November 30, 2015. As further consideration, Tangiers shall be entitled to 150,000 5-year warrants exercisable at \$0.06. The Note further specifies that there shall be no penalty for prepayment. The beneficial conversion feature resulting from the discounted conversion price compared to market price was valued on the date of grant to be \$10,988 on the note, and \$9,380 on the warrants. The warrants were valued using the Black-Scholes valuation model. This value was recorded as a discount on debt and offset to additional paid in capital. The discount was fully amortized as of December 31, 2014. As of December 31, 2013, the outstanding balance due on this Note is \$28,314, which includes \$3,314 in accrued interest. As of December 31, 2014, the outstanding balance due on this Note is \$31,408, which includes \$6,408 in accrued interest.

On June 19, 2012, the Company entered into a Convertible Promissory Note Agreement ("the Note") with Tangiers Investors LP, ("Tangiers") pursuant to which the Company received \$100,000 as a loan from Tangiers. The Note, as amended, has a term of twenty four (24) months, accrues interest at a rate equal to 7% per year, and is convertible into common stock, in whole or in part, at any time and from time to time before maturity at the option of the holder at the lesser of 7 cents or the undiscounted VWAP price on the day prior to conversion, with a floor price of 2 cents. Repayment of this note has been waived by the lender until November 30, 2015. As further consideration, Tangiers shall be entitled to 750,000 5-year warrants exercisable at \$0.07, and 750,000 5-year warrants exercisable at \$0.14. The Note further specifies that there shall be no penalty for prepayment. The beneficial conversion feature resulting from the discounted conversion price compared to market price was valued on the date of grant to be \$58,048 on the note, and \$41,952 on the warrants. The warrants were valued using the Black-Scholes valuation model. This value was recorded as a discount on debt and offset to additional paid in capital. Amortization of the discount was \$37,286 and \$17,365 for the twelve months ended December 31, 2013 and 2014, respectively. As of December 31, 2013, the outstanding balance due on this Note is \$110,740, which includes \$10,740 in accrued interest. As of December 31, 2014, the outstanding balance due on this Note is \$117,740, which includes \$17,740 in accrued interest.

On July 11, 2012, the Company issued a \$550,000 Promissory Note ("the Note") to JMJ Financial, ("JMJ", or "the Lender"). The Principal Sum due to the Lender shall be prorated based on the consideration actually paid by the Lender, plus an approximate 10% Original Issue Discount ("OID") that is prorated based on the consideration actually paid by the Lender as well as any other interest or fees, such that the Company is only required to repay the amount funded and the Company is not required to repay any unfunded portion of the Note. The Note has a maturity date of twelve (12) months from the Effective Date. If the Note is repaid within ninety (90) days of the Effective Date, the interest rate shall be zero percent (0%). Should the Note still be outstanding after 90 days, a one-time 5% interest rate will be applied. In addition, the Lender has the right, at any time 90 days after the Effective Date, at its election, to convert all or part of the outstanding and unpaid Principal Sum and accrued interest (and any other fees) into shares of fully paid and non-assessable shares of common stock of the Company. The Conversion Price is the lesser of \$0.10 or 70% of the average of the two lowest closing prices in the 25 trading days previous to the conversion. The consideration received as of December 31, 2012 is \$115,000. Due to the floating conversion price this note had an embedded derivative. The debt discount resulting from the derivative was valued on the date of grant to be \$111,517 on the note. This value was recorded as a discount on debt and offset to derivative liability. In addition there was a \$11,500 discount as a result of the principal owed (\$126,500) exceeding the cash received (\$115,000). This resulted in a total discount of \$123,017. Amortization of the discount was \$58,307 and \$64,710 for the twelve months ended December 31, 2012 and 2013, respectively. As of December 31, 2012, the outstanding balance due on this Note is \$132,825, which includes \$6,325 accrued in interest. During the twelve month period ended December 31, 2013 an additional \$235,000 was drawn down from this facility, plus \$27,550 in OID. The debt discounts resulting from the derivatives on each draw date was valued on the date of grants to be a cumulative value of \$228,713 on the notes. Amortization of the discount was \$169,424 for the twelve months ended 2013. During the twelve month period ended December 31, 2013, stock conversions reduced the outstanding balance of principal and accrued interest due by \$283,920, and the Company issued 56,148 common shares with the conversions which was consistent with the note agreement and therefore no gain or loss was recognized on the conversions. Amortization for the twelve month period ended December 31, 2014 was \$49,068, and a debt discount of \$25,177 was recorded, net principal of \$48,895. During the twelve month period ended December 31, 2014, stock conversions reduced the outstanding balance of principal and accrued interest due by \$151,217, and the Company issued an aggregate of 441,047 common shares for the conversions, which was consistent with the note agreement, and therefore no gain or loss was recognized on the conversions. As of December 31, 2014, the outstanding balance due on this Note including interest is \$81,865.

On October 2, 2012, the Company issued a \$750,000 Promissory Note ("the Note") to Tangiers Investors, LP ("Tangiers", or "the Lender"). The consideration will be received by the Company in tranches of \$50,000 no less than bi-weekly, by mutual consent. The Principal Sum due to the Lender shall be prorated based on the consideration actually paid by the Lender plus any accrued interest, such that the Company is only required to repay the amount funded and the Company is not required to repay any unfunded portion of the Note. The Note has a maturity date of twenty four (24) months from the Effective Date of each tranche. Repayment of this note has been waived by the lender until November 30, 2015. The Note shall accrue interest at a rate of 7% per annum on each \$50,000 tranche independently from other tranches. Unless repaid in cash, the Lender shall have the right to convert all or part of the outstanding and unpaid Principal Sum and accrued interest into shares of fully paid and non-assessable shares of common stock of the Registrant. The Conversion Price shall be the undiscounted volume weighted average price (VWAP) on the day of conversion, subject to a floor price of \$0.0129 per share, and a ceiling price of the undiscounted VWAP on the date prior to each tranche received by the Registrant. In addition, upon conversion, 125,000 5-year warrants for each \$50,000 in Consideration received shall be issued, at an exercise price of 125% of the Conversion Price of each tranche, as applicable. There is no penalty for prepayment, with prepayment subject to the consent of the Lender. Amortization for the twelve month period ended December 31, 2014 was \$16,336. As of December 31, 2013, the outstanding balance due on this Note is \$419,674 which includes \$23,577 in accrued interest. As of December 31, 2014, the outstanding balance due on this Note is \$461,607 which includes \$51,138 in accrued interest, and a debt discount of \$317,497 was recorded, net principal of \$92,972.

On September 26, 2013, the Company acquired a Case 580SM Backhoe for the purchase price of \$56,071. This purchase was financed as a 36 month note with CNH Capital America LLC at an interest rate of 8.49%. A \$10,000 initial payment was made on October 1, 2013, with 36 payments scheduled at \$1,462 per month. As of December 31, 2014, the principal balance due on this note was \$31,289 plus \$1,114 in accrued interest.

On October 1, 2013, the Company issued a \$280,000 Secured Convertible Promissory Note ("the Typenex Note", or the "Note") to Typenex Co-Investment, LLC ("Typenex"). The Note carries a \$25,000 original issue discount (the "OID"), as well as \$5,000 in transaction fees. The interest rate on the Note is 10% per annum. The Note has a maturity date of thirteen (13) months from the Effective Date, and has a fixed conversion price of \$0.08 if converted by the holder. The Note is self-amortizing, such that it may be repaid in cash in eight (8) monthly installments of \$35,000 plus accrued interest beginning 180 days from the Effective Date. In lieu of cash payments, the Company may elect to convert the note to shares at 70% of the arithmetic average of the two (2) lowest VWAPs of the shares of Common Stock during the twenty (20) consecutive Trading Day period immediately preceding the date of such conversion. No conversion can occur prior to 180 days from the Effective Date. In addition, the Company retains the option of pre-paying the Note at any time at an amount equal to 125% of the outstanding principal and the accrued and unpaid interest. The initial tranche received from this transaction was \$125,000. The debt discount due to the tainted equity valuation and "OID" was \$125,000 and \$30,000, respectively. The second tranche of \$125,000 was received on January 31, 2014, and as of December 31, 2014 a debt discount of \$280,000 was recorded. Amortization on the debt discount was \$85,929 during the twelve month period ended December 31, 2014. During the twelve month period ended December 31, 2014, stock conversions reduced the outstanding balance of principal and accrued interest due by \$222,989, and the Company issued an aggregate of 1,262,920 common shares for the conversions, which was consistent with the note agreement, and therefore no gain or loss was recognized on the conversions. As of December 31, 2014, the principal balance due on this note was \$99,450, which includes \$825 in accrued interest.

On October 7, 2013, the Company issued a \$56,500 Promissory Note ("the LG Note", or the "Note") to LG Capital Funding LLC ("LG", or "the Lender"). The Principal Sum due to the Lender includes a 10% Original Issue Discount ("OID") plus \$1,500 in transaction fees payable to the Lender. The Note has a maturity date of nine (9) months from the Effective Date. If the Note is repaid within ninety (90) days of the Effective Date, the interest rate shall be zero percent (0%). Should the Note still be outstanding after 90 days, a one-time 5% interest rate will be applied. Unless the Note is prepaid in cash, the Lender has the right at its election to convert all or part of the outstanding and unpaid Principal Sum and accrued interest (and any other fees) into shares of fully paid and non-assessable shares of common stock of the Registrant. The Conversion Price is the lesser of \$0.10 or 70% of the average of the two lowest closing prices in the 25 trading days previous to the conversion. The consideration received as of December 31, 2013 is \$50,000. Due to the floating conversion price this note had an embedded derivative. The debt discount resulting from the derivative was valued on the date of grant to be \$55,758 on the note. This value was recorded as a discount on debt and offset to derivative liability. In addition there was a \$6,500 discount as a result of the principal owed (\$56,500) exceeding the cash received (\$50,000). This resulted in a total discount limited to the Note principal of \$56,500. As of December 31, 2013, the outstanding balance due on this Note was \$56,500. On April 8, 2014, the outstanding balance due on this note of \$56,500 in principal plus \$2,285 in accrued interest was fully converted to 20,772 shares of common stock, and the Note has paid in full and retired.

On January 31, 2014, the Company issued two \$50,000 Convertible Redeemable Notes ("the Note", or collectively "the Notes") to GEL Properties, LLC ("GEL", or "the Lender"). Each Note carries a 10% original issue discount (the "OID"), such that the outstanding balance upon the issuance of each Note is \$55,000. Each Note has a maturity date of twelve (12) months from the Effective Date, and accrues interest at 5% per annum. The Notes may be converted to shares of Common Stock of the Company at a conversion price of 70% of the arithmetic average of the two (2) lowest VWAPs (volume weighted average price) of the shares of Common Stock during the twenty-five (25) consecutive Trading Day period immediately preceding the date of such conversion. No conversion can occur prior to 180 days from the Effective Date. As of December 31, 2014, only one of these notes has been funded, such that the initial tranche received from this transaction was \$50,000, less \$2,500 in legal fees, and a commission paid to Carter Terry & Company, a registered broker-dealer, consisting of \$4,000 in cash. Due to the floating conversion price this note had an embedded derivative. The debt discount resulting from the derivative was valued on the date of grant to be \$52,129 on the note. This value was recorded as a discount on debt and offset to derivative liability. Amortization of the discount was \$54,159 for the twelve month period ended December 31, 2014. During the twelve month period ended December 31, 2014, stock conversions fully paid the outstanding balance of principal and accrued interest, and the Company issued an aggregate of 687,373 common shares for the conversions, which was consistent with the note agreement, and therefore no gain or loss was recognized on the conversions. As of December 31, 2014, the Note has been paid in full and retired.

On February 3, 2014, the Company issued two \$30,000 Convertible Redeemable Notes ("the LG Note", or collectively "the Notes") to LG Capital Funding, LLC ("LG", or "the Lender"). Each LG Note carries a 10% original issue discount (the "OID"), such that the outstanding balance upon the issuance of each LG Note is \$33,000. Each LG Note has a maturity date of nine (9) months from the Effective Date, and accrues interest at 5% per annum. The Notes may be converted to shares of Common Stock of the Company at a conversion price of 70% of the arithmetic average of the two (2) lowest VWAPs (volume weighted average price) of the shares of Common Stock during the twenty-five (25) consecutive Trading Day period immediately preceding the date of such conversion. No conversion can occur prior to 180 days from the Effective Date. As of December 31, 2014, both of these notes have been funded, such that the total amount received from this transaction was \$60,000, less \$3,000 in legal fees, and a commission paid to Carter Terry & Company, a registered broker-dealer, consisting of \$4,800 in cash. The debt discount resulting from the derivative was valued on the date of grant to be \$32,280 on the note. This value was recorded as a discount on debt and offset to derivative liability. Amortization of the discount was \$27,727 for the twelve month period ended December 31, 2014. During the twelve month period ended December 31, 2014, stock conversions reduced the outstanding balance of principal and accrued interest due by \$33,672, and the Company issued an aggregate of 1,820,838 common shares for the conversions, which was consistent with the note agreement, and therefore no gain or loss was recognized on the conversions. As of December 31, 2014, the principal balance due on this note was \$34,564, which includes \$1,564 in accrued interest.

On March 13, 2014, the Company issued a \$35,000 Convertible Redeemable Note (the "Note") to LG Capital Funding LLC ("LG", or "the Lender"). The Principal Sum due to the Lender includes a 10% Original Issue Discount ("OID") plus \$1,750 in transaction fees. The Note has a maturity date of nine (9) months from the Effective Date, and accrues interest at 5% per annum. Unless the Note prepaid in cash, the Lender has the right at its election to convert all or part of the outstanding and unpaid Principal Sum and accrued interest (and any other fees) into shares of fully paid and non-assessable shares of common stock of the Company. The Note may be converted to shares of Common Stock of the Registrant at a conversion price of 70% of the arithmetic average of the two (2) lowest VWAPs (volume weighted average price) of the shares of Common Stock during the twenty-five (25) consecutive Trading Day period immediately preceding the date of such conversion. No conversion can occur prior to 180 days from the Effective Date. In connection with this transaction, a commission has been paid to Carter Terry & Company, a registered broker-dealer, consisting of \$2,800 in cash. The debt discount resulting from the derivative was valued on the date of grant to be \$31,453 on the note. This value was recorded as a discount on debt and offset to derivative liability. Amortization of the discount was \$27,103 for the twelve month period ended December 31, 2014. As of December 31, 2014, the principal balance due on this note was \$40,116, which includes \$1,616 in accrued interest.

On March 13, 2014, the Company issued a \$30,000 Convertible Redeemable Note (the "Note") to Union Capital LLC ("Union", or "the Lender"). The Principal Sum due to the Lender includes a 10% Original Issue Discount ("OID") plus \$1,500 in transaction fees. The Note has a maturity date of twelve (12) months from the Effective Date, and accrues interest at 5% per annum. Unless the Note prepaid in cash, the Lender has the right at its election to convert all or part of the outstanding and unpaid Principal Sum and accrued interest (and any other fees) into shares of fully paid and non-assessable shares of common stock of the Company. The Note may be converted to shares of Common Stock of the Registrant at a conversion price of 70% of the arithmetic average of the two (2) lowest VWAPs (volume weighted average price) of the shares of Common Stock during the twenty-five (25) consecutive Trading Day period immediately preceding the date of such conversion. No conversion can occur prior to 180 days from the Effective Date. In connection with this transaction, a commission has been paid to Carter Terry & Company, a registered broker-dealer, consisting of \$2,400 in cash. The debt discount resulting from the derivative was valued on the date of grant to be \$29,074 on the note. This value was recorded as a discount on debt and offset to derivative liability. Amortization of the discount was \$17,575 for the twelve month period ended December 31, 2014. During the twelve month period ended December 31, 2014, stock conversions fully paid the outstanding balance of principal and accrued interest, and the Company issued an aggregate of 845,634 common shares for the conversions, which was consistent with the note agreement, and therefore no gain or loss was recognized on the conversions. As of December 31, 2014, the Note has been paid in full and retired.

On March 27, 2014, the Company issued a \$50,000 Convertible Promissory Note (the "Note") to Beaufort Capital Partners LLC ("Beaufort", or "the Lender"). The Principal Sum due to the Lender includes a 10% Original Issue Discount ("OID"). The Note has a maturity date of six (6) months from the Effective Date, and accrues interest at 5% per annum. Unless the Note prepaid in cash, the Lender has the right at its election to convert all or part of the outstanding and unpaid Principal Sum and accrued interest (and any other fees) into shares of fully paid and non-assessable shares of common stock of the Company. The Note may be converted to shares of Common Stock of the Registrant at a conversion price of 70% of the arithmetic average of the two (2) lowest VWAPs (volume weighted average price) of the shares of Common Stock during the twenty-five (25) consecutive Trading Day period immediately preceding the date of such conversion. No conversion can occur prior to 180 days from the Effective Date. In connection with this transaction, a commission has been paid to Carter Terry & Company, a registered broker-dealer, consisting of \$4,000 in cash. The debt discount resulting from the derivative was valued on the date of grant to be \$52,808 on the note. This value was recorded as a discount on debt and offset to derivative liability. In addition there was a \$5,000 discount as a result of the principal owed (\$55,000) exceeding the cash received (\$50,000). This resulted in a total discount limited to the Note principal of \$55,000 including amortization of \$31,870 as of December 31, 2014. During the twelve month period ended December 31, 2014, stock conversions fully paid the outstanding balance of principal and accrued interest, and the Company issued an aggregate of 858,750 common shares for the conversions, which was consistent with the note agreement, and therefore no gain or loss was recognized on the conversions. As of December 31, 2014, the principal balance due on this note was \$1,640 and \$2,500 in accrued interest.

On April 10, 2014, the Company issued a \$44,000 Convertible Promissory Note (the "Note") to Caesar Capital Group, LLC ("Caesar", or "the Lender"). The Principal Sum due to the Lender includes a 10% Original Issue Discount ("OID"). The Note has a maturity date of twelve (12) months from the Effective Date, and accrues interest at 8% per annum. Unless the Note is prepaid in cash, the Lender has the right at its election upon maturity of the Note to convert all or part of the outstanding and unpaid Principal Sum and accrued interest (and any other fees) into shares of fully paid and non-assessable shares of common stock of the Registrant. The Note may be converted to shares of Common Stock of the Registrant at a conversion price of 70% of the lowest VWAP (volume weighted average price) of the shares of Common Stock during the five (5) consecutive Trading Day period immediately preceding the date of such conversion. In connection with this transaction, a commission has been paid to Meyers and Associates, a registered broker-dealer, consisting of \$4,000 in cash. The debt discount resulting from the derivative was valued on the date of grant to be \$39,830 on the note. This value was recorded as a discount on debt and offset to derivative liability. In addition there was a \$4,000 discount as a result of the principal owed (\$44,000) exceeding the cash received (\$40,000). This resulted in a total discount to the Note principal of \$43,830 including amortization of \$20,711 as of December 31, 2014. During the twelve month period ended December 31, 2014, stock conversions reduced the outstanding balance of principal and accrued interest due by \$9,514, and the Company issued an aggregate of 84,946 common shares for the conversions, which was consistent with the note agreement, and therefore no gain or loss was recognized on the conversions. As of December 31, 2014, the principal balance due on this note was \$36,489, which includes \$2,003 in accrued interest, and a debt discount of \$9,438 was recorded, net principal of \$25,048.

On April 21, 2014, the Company issued a \$55,000 Convertible Promissory Note (the "Note") to WHC Capital, LLC ("WHC", or "the Lender"). The Principal Sum due to the Lender includes a 10% Original Issue Discount ("OID"). The Note has a maturity date of twelve (12) months from the Effective Date, and accrues interest at 8% per annum. Unless the Note prepaid in cash, the Lender has the right at its election to convert all or part of the outstanding and unpaid Principal Sum and accrued interest (and any other fees) into shares of fully paid and non-assessable shares of common stock of the Company. The Note may be converted to shares of Common Stock of the Registrant at a conversion price of 70% of the arithmetic average of the two (2) lowest VWAPs (volume weighted average price) of the shares of Common Stock during the twenty-five (25) consecutive Trading Day period immediately preceding the date of such conversion. No conversion can occur prior to 180 days from the Effective Date. In connection with this transaction, a commission has been paid to Carter Terry & Company, a registered broker-dealer, consisting of \$4,000 in cash. The debt discount resulting from the derivative was valued on the date of grant to be \$48,112 on the note. This value was recorded as a discount on debt and offset to derivative liability. In addition there was a \$5,000 discount as a result of the principal owed (\$55,000) exceeding the cash received (\$50,000). This resulted in a total discount to the Note principal of \$53,112 including amortization of \$23,788 as of December 31, 2014. During the twelve month period ended December 31, 2014, stock conversions reduced the outstanding balance of principal and accrued interest due by \$24,741, and the Company issued an aggregate of 1,333,355 common shares for the conversions, which was consistent with the note agreement, and therefore no gain or loss was recognized on the conversions. As of December 31, 2014, the principal balance due on this note was \$33,457, which includes \$3,198 in accrued interest, and a debt discount of \$8,560 was recorded, net principal of \$21,699.

On May 8, 2014, the Company issued a \$280,000 Secured Convertible Promissory Note ("the Typenex Note", or the "Note") to Typenex Co-Investment, LLC ("Typenex"). The Note carries a \$25,000 original issue discount (the "OID"), as well as \$5,000 in transaction fees. The interest rate on the Note is 10% per annum. The Note has a maturity date of thirteen (13) months from the Effective Date. The Note is self-amortizing, such that it may be repaid in cash in eight (8) monthly installments of \$35,000 plus accrued interest. In lieu of cash payments, the Company may elect to convert the note to shares at 70% of the arithmetic average of the two (2) lowest VWAPs of the shares of Common Stock during the twenty (20) consecutive Trading Day period immediately preceding the date of such conversion. In addition, the Company retains the option of pre-paying the Note at any time at an amount equal to 125% of the outstanding principal and the accrued and unpaid interest. The initial tranche received from this transaction was \$50,000. A second tranche of \$50,000 was received on June 9, 2014, and a third tranche of \$50,000 was received on August 8, 2014. In connection with this transaction, a commission has been paid to Carter Terry & Company, a registered broker-dealer, consisting of \$8,000 in cash. The debt discount resulting from the derivative was valued on the date of grant to be \$60,147 on the first tranche, and \$52,713 for the second tranche. This value was recorded as a discount on debt and offset to derivative liability. In addition there was a \$16,500 discount as a result of the principal owed (\$165,000) exceeding the cash received (\$150,000). This resulted in a total discount limited to the Note principal of \$170,000 including amortization of \$41,403 as of December 31, 2014. As of December 31, 2014, the principal balance due on this note was \$179,947, which includes \$9,547 in accrued interest, and a debt discount of \$96,745 was recorded, net principal of \$73,655.

On May 9, 2014, the Company issued \$34,000 Convertible Redeemable Notes ("the LG Note", or collectively "the Notes") to LG Capital Funding, LLC ("LG", or "the Lender"). The LG Note carries a 10% original issue discount (the "OID"), such that the outstanding balance upon issuance is \$37,400. The LG Note has a maturity date of twelve (12) months from the Effective Date, and accrues interest at 5% per annum. The Notes may be converted to shares of Common Stock of the Registrant at a conversion price of 70% of the arithmetic average of the two (2) lowest VWAPs (volume weighted average price) of the shares of Common Stock during the twenty-five (25) consecutive Trading Day period immediately preceding the date of such conversion. No conversion can occur prior to 180 days from the Effective Date. The initial tranche received from this transaction was \$34,000, less \$2,000 in legal fees, and a commission paid to Carter Terry & Company, a registered broker-dealer, consisting of \$2,270 in cash. The debt discount resulting from the derivative was valued on the date of grant to be \$32,024 on the note. This value was recorded as a discount on debt and offset to derivative liability. In addition there was a \$3,400 discount as a result of the principal owed (\$37,400) exceeding the cash received (\$34,000). This resulted in a total discount limited to the Note principal of \$35,424 including amortization of \$13,975 as of December 31, 2014. As of December 31, 2014, the principal balance due was \$38,674, which includes \$1,274 in accrued interest, and a debt discount of \$30,080 was recorded, net principal of \$7,320.

On July 14, 2014, the Company issued a \$250,000 Convertible Promissory Note (the "Note") to JSJ Investments Inc. ("JSJ", or "the Lender"). The Note has a maturity date of six (6) months from the Effective Date, and accrues interest at 10% per annum. The Principal Sum due to the Lender shall be prorated based on the consideration actually paid by the Lender, as well as any other interest or fees, such that the Registrant is only required to repay the amount funded and the Registrant is not required to repay any unfunded portion of the Note. The initial tranche received from this transaction was \$100,000. Unless the Note is prepaid in cash within 120 days of the effective date, the Lender has the right at its election upon maturity of the Note to convert all or part of the outstanding and unpaid Principal Sum and accrued interest (and any other fees) into shares of fully paid and non-assessable shares of common stock of the Registrant. The Conversion Price is at a 42% discount to the average of the three lowest volume weighted average prices (VWAP) on the previous twenty (20) trading days to the date of Conversion, or 42% discount to the average of the three lowest VWAPs on the previous twenty (20) trading days that would be obtained if the conversion were to be made on the date that the Note was executed. In connection with this transaction, a commission has been paid to Carter Terry & Company, a registered broker-dealer, consisting of \$8,000 in cash. The debt discount resulting from the derivative was valued on the date of grant to be \$100,000 on the note. This value was recorded as a discount on debt and offset to derivative liability. This resulted in a total discount limited to the Note principal of \$100,000 including amortization of \$42,391 as of December 31, 2014. As of December 31, 2014, the principal balance due was \$104,658, which includes \$4,658 in accrued interest, and a debt discount of \$7,609 was recorded, net principal of \$92,391.

On August 6, 2014, the Company issued a \$98,500 Convertible Promissory Note ("the Note") to KBM Worldwide, Inc. ("KBM", or "the Lender"). The interest rate on the Note is 8% per annum, and the Note has a maturity date of nine (9) months from the Effective Date. The Note carries a \$13,000 original issue discount (the "OID"), as well as \$3,500 in transaction fees, such that the consideration received by the Registrant is \$82,000. The Company retains the option of pre-paying the Note at an amount equal to 110% of the outstanding principal and the accrued and unpaid interest within 30 days of the effective date, increasing at 5% per month to a maximum of 135% by the 6th month. Unless the Note is repaid in cash within 180 days, the Lender has the right to convert all or part of the outstanding and unpaid Principal Sum and accrued interest (and any other fees) into shares of fully paid and non-assessable shares of common stock of the Company. The Conversion Price is at a 25% discount to the average of the two lowest closing prices on the previous twenty (20) trading days prior to the date of Conversion. In connection with this transaction, a commission has been paid to Carter Terry & Company, a registered broker-dealer, consisting of \$6,560 in cash. The debt discount resulting from the derivative was valued on the date of grant to be \$97,603 on the note. This value was recorded as a discount on debt and offset to derivative liability. In addition there was a \$16,500 discount as a result of the principal owed (\$98,500) exceeding the cash received (\$82,000). This resulted in a total discount limited to the Note principal of \$98,500 including amortization of \$19,844 as of December 31, 2014. As of December 31, 2014, the principal balance due was \$101,786, which includes \$3,286 in accrued interest, and a debt discount of \$45,462 was recorded, net principal of \$53,038.

On August 7, 2014, the Company issued a \$125,000 Convertible Promissory Note ("the Note") to RLS Premiere Financial LLC ("RSL", or "the Lender"). The interest rate on the Note is 5% per annum, and the Note has a maturity date of twelve (12) months from the Effective Date. The Principal Sum due to the Lender shall be prorated based on the consideration actually paid by the Lender, as well as any other interest or fees, such that the Company is only required to repay the amount funded and the Registrant is not required to repay any unfunded portion of the Note. The initial tranche received from this transaction was \$20,000. The Company retains the option of pre-paying the Note at an amount equal to 135% of the outstanding principal and the accrued and unpaid interest. Unless the Note is repaid in cash within 180 days, the Lender has the right to convert all or part of the outstanding and unpaid Principal Sum and accrued interest (and any other fees) into shares of fully paid and non-assessable shares of common stock of the Company. The Conversion Price is at a 20% discount to the average of the two lowest volume weighted average prices (VWAP) on the previous fifteen (15) trading days to the date of Conversion. The debt discount resulting from the derivative was valued on the date of grant to be \$20,000 on the note. This value was recorded as a discount on debt and offset to derivative liability. This resulted in a total discount limited to the Note principal of \$20,000 including amortization of \$2,959 as of December 31, 2014. As of December 31, 2014, the principal balance due was \$20,400, which includes \$400 in accrued interest, and a debt discount of \$12,000 was recorded, net principal of \$8,000.

On September 3, 2014, the Company issued a \$550,000 Promissory Note ("the Note") to MJM Financial, ("MJM", or "the Lender"). The Principal Sum due to the Lender shall be prorated based on the consideration actually paid by the Lender, plus an approximate 10% Original Issue Discount ("OID") that is prorated based on the consideration actually paid by the Lender, a 3% Closing and Due Diligence Fee, as well as any other interest or fees, such that the Company is only required to repay the amount funded and the Company is not required to repay any unfunded portion of the Note. The Note has a maturity date of twenty four (24) months from the Effective Date. If the Note is repaid within ninety (90) days of the Effective Date, the interest rate shall be zero percent (0%). Should the Note still be outstanding after 90 days, a one-time 5% interest rate will be applied. In addition, the Lender has the right, at any time after the Effective Date, at its election, to convert all or part of the outstanding and unpaid Principal Sum and accrued interest (and any other fees) into shares of fully paid and non-assessable shares of common stock of the Company. The Conversion Price is the lesser of \$0.10 or 70% of the average of the two lowest closing prices in the 25 trading days previous to the conversion. The initial consideration received as of the date of this report is \$75,000. In connection with this transaction, a commission has been paid to Meyers and Associates, a registered broker-dealer, consisting of \$5,250 in cash. The debt discount resulting from the derivative was valued on the date of grant to be \$77,569 on the note. This value was recorded as a discount on debt and offset to derivative liability. In addition there was a \$7,500 discount as a result of the principal owed (\$82,500) exceeding the cash received (\$75,000). This resulted in a total discount limited to the Note principal of \$84,750 including amortization of \$3,130 as of December 31, 2014. As of December 31, 2014, the principal balance due was \$89,224, which includes \$6,499 in accrued interest, and a debt discount of \$70,953 was recorded, net principal of \$11,772.

On September 3, 2014, the Company issued a \$53,000 Convertible Promissory Note ("the KBM Note") to KBM Worldwide, Inc. ("KBM", or "the Lender"). The interest rate on the KBM Note is 8% per annum, and the KBM Note has a maturity date of twelve (12) months from the Effective Date. The KBM Note carries a \$5,000 original issue discount (the "OID"), as well as \$3,000 in transaction fees, such that the purchase price is \$48,000, and the net consideration received by the Company is \$45,000. The Company retains the option of pre-paying the KBM Note at an amount equal to 110% of the outstanding principal and the accrued and unpaid interest within 30 days of the effective date, increasing at 5% per month to a maximum of 135% by the 6th month. Unless the KBM Note is repaid in cash within 180 days, the Lender has the right to convert all or part of the outstanding and unpaid Principal Sum and accrued interest (and any other fees) into shares of fully paid and non-assessable shares of common stock of the Company. The Conversion Price is at a 25% discount to the average of the two lowest closing prices on the previous twenty (20) trading days prior to the date of Conversion. In connection with this transaction, a commission has been paid to Carter Terry & Company, a registered broker-dealer, consisting of \$3,600 in cash. The debt discount resulting from the derivative was valued on the date of grant to be \$50,373 on the note. This value was recorded as a discount on debt and offset to derivative liability. This value was recorded as a discount on debt and offset to derivative liability. In addition there was a \$8,000 discount as a result of the principal owed (\$53,000) exceeding the cash received (\$45,000). This resulted in a total discount limited to the Note principal of \$55,000 including amortization of \$3,899 as of December 31, 2014. As of December 31, 2014, the principal balance due was \$54,461, which includes \$1,461 in accrued interest, and a debt discount of \$35,815 was recorded, net principal of \$17,185.

On December 5, 2014, the Company and Tangiers Investors, LP ("Tangiers", or "the Lender") executed a Master Loan and Security Agreement (the "Agreement") pertaining to an aggregate of nine (9) convertible notes (the "Notes") previously issued to Tangiers since December 29, 2011, and currently outstanding in the aggregate principal amount of \$794,323 plus accrued interest. The Agreement extends the maturity date on all of the Notes collectively to November 30, 2015, and resets the conversion price as applied to the first principal amount of \$100,000 of any of the Notes that Tangiers elects to convert into shares to 70% of the lowest VWAP of the Registrant's common stock during the twenty (20) consecutive trading days prior to the date of conversion. The Agreement also provides that a forbearance fee in the amount of \$150,000 shall be added to the aggregate principal balance due. All other terms of the individual Notes as originally agreed remain in effect. As of December 31, 2014, a discount on forbearance of \$103,228 was recorded, net principal of forbearance of \$46,772.



The following table summarizes all of the Convertible Notes outstanding as of December 31, 2014 and December 31, 2013:

	December 31, 2014	December 31, 2013
Mortgage payable – Ruby Mine	\$ 1,697,055	\$ 1,832,638
Secured note payable with annual interest rate of 8%	30,099	41,687
Discount on note payable	-	-
Net note payable	1,727,154	1,874,325
Convertible notes:		
Secured convertible notes payable with annual interest rate of 10%	220,000	155,000
Unsecured convertible notes payable with annual interest rate of 10%	195,279	-
Unsecured convertible notes payable with annual interest rate of 9.9%	275,000	275,000
Unsecured convertible notes payable with annual interest rate of 8%	298,500	-
Unsecured convertible notes payable with annual interest rate of 7%	486,968	496,097
Unsecured convertible notes payable with annual interest rate of 5%	332,275	175,050
Discount on debt from derivative valuation	(762,510)	(264,389)
Total convertible notes	1,045,512	836,858
Total Debt	\$ 2,772,666	\$ 2,711,183

#### NOTE 8 DEFERRED FINANCING COSTS

Deferred financing costs include debt issuance costs primarily incurred by the Company as part of Convertible Note transactions. Deferred financing costs as of December 31, 2014 was \$31,049. Deferred financing costs as of December 31, 2013 was \$22,966 net of accumulated amortization \$50,575. Amortization expense for deferred financing costs for the years ended December 31, 2014 and 2013 was \$107,097 and \$34,936, respectively.

These costs include commissions paid to Carter Terry & Company, a registered broker-dealer, consisting of \$55,620 in cash. These amounts were capitalized to Deferred Financing Costs and amortized over the term of the note. Amortization is provided on a straight-line basis over the terms of the respective debt instruments to which the costs relate and is included in interest expense. The difference between the straight line and effective interest methods is immaterial due to the short term nature of the convertible notes.

During the twelve month period ending December 31, 2014, 1,841 restricted shares of common stock of the Company valued at \$10,310 were issued to Carter Terry & Company as part of their commission package. As of December 31, 2014, \$19,440 in stock payable related to deferred financing costs remains due.

#### NOTE 9 DERIVATIVE LIABILITIES

During the year ended December 31, 2013, the Company issued additional convertible notes totaling \$692,797, which were considered tainted upon issuance. The related derivative liability and debt discount recorded was valued at inception and equal to \$585,210. In addition, the Company retired \$253,336 in debt and accrued interest through cash payments and stock conversions, which resulted in a settlement of derivative liabilities to additional paid in capital of \$386,536. All instruments with embedded derivative liabilities or included in the derivative liability due to the tainted equity environment were re-valued at December 31, 2013, with all changes flowing through the gain/loss on derivative for a total gain on derivative of \$151,533 for the year ended December 31, 2013. The derivative liability related to convertible debt was valued at \$548,447, and the derivative liability related to warrants was \$148,201 as of December 31, 2013. This includes 4 million new warrants granted in FY 2013 that were valued and included in the derivative.

During the year ended December 31, 2014, the Company issued additional convertible notes totaling \$1,147,500, which were considered tainted upon issuance. The related derivative liability was valued at inception and equal to \$1,701,255 from a \$188,497 loss and a \$1,512,758 discount. In addition, the Company retired \$503,503 in stock conversions, which resulted in a settlement of derivative liabilities to additional paid in capital of \$850,355. All instruments with embedded derivative liabilities or included in the derivative liability due to the tainted equity environment were re-valued at December 31, 2014, with all changes flowing through the gain/loss on derivative for a total gain on derivative of \$326,673 for the twelve months ended December 31, 2014. The derivative liability related to convertible debt was valued at \$1,383,730, and the derivative liability related to warrants was \$83 as of December 31, 2014.

The following shows the changes in the derivative liability measured on a recurring basis for the twelve months ended December 31, 2014, and December 31, 2013.

Derivative Liability at December 31, 2013	\$	696,648
Gain on Derivative Liability		(326,673)
Settlement to APIC from Conversion		(850,355)
Additions to Liability for Convertible Debt recorded as debt discount		1,701,255
Additions to Liability for Convertible Debt expensed due to value of derivative exceeding debt		162,938
Derivative Liability at December 31, 2014	\$	1,383,813

The following tabular presentation reflects the components of derivative financial instruments on the Company's balance sheet at December 31, 2014 and December 31, 2013:

Derivative Liabilities:	December 31, 2014	December 31, 2013
Embedded derivative liability in convertible debt	\$ 753,258	\$ 156,761
Derivative liability due to tainted equity – convertible debt	630,472	391,686
Derivative liability due to tainted equity – warrants	83	148,201
Total Derivative Liability	\$ 1,383,813	\$ 696,648

**NOTE 10 COMMITMENTS AND CONTINGENCIES**

During the second quarter of fiscal 2013, the Company discovered it had offered and sold certain shares of common stock without registration under the Securities Act of 1933 (the "Securities Act"), as amended, during the period from October 24, 2011 through April 25, 2013. Pursuant to Section 10(a)(3) of the Securities Act, by the time our prospectus had been in use for 9 months from the effective date of January 24, 2011, the balance sheet date of the audited financial statement contained in our prospectus was more than 16 months old, and had not been refreshed to present our current financial statements within said prospectus. This inadvertent technical failure to update our prospectus according to Section 10(a)(3) of the Securities Act may have caused our prospectus to no longer be effective as of October 24, 2011. As a result, purchasers of these securities may have the right to rescind their purchases for an amount equal to the purchase price paid for the securities, plus interest from the date of purchase, limited to the unregistered shares purchased from the original seller and still held by the original purchaser. The federal Securities Act requires that any claim for rescission be brought within one year of reporting the violation. The time periods within which claims for rescission must be brought under state securities laws vary and may be two years or more from the transaction date. As of the date of this report, approximately 50,000 shares of our outstanding common stock are subject to possible rescission. The maximum potential liability as of December 31, 2014 and December 31, 2013 was \$0 and \$667,758, respectively. These amounts include interest at 10% per annum from the date of the respective purchases. Due to the shares being redeemable by the holder since their inception, the shares are required to be classified outside of permanent equity on the balance sheet. Since redemption is uncertain and outside of the Company's control the shares are classified within the mezzanine section of the balance sheet at their respective redemption values. Any differences between the cash received and the redemption value was recorded to additional paid in capital. Interest of 10% is being accrued on the values and is recorded through additional paid in capital consistent with the appropriate accounting guidance covering the accounting treatment of mezzanine instruments.

The following shows the changes in the redeemable common stock from October 24, 2011 through December 31, 2014.

Cash received for 880,982 shares issued after October 24, 2011	\$	89,000
Mark redeemable common stock down to the redeemable amount		(974)
Interest on redeemable common stock		247
Redeemable common stock value at December 31, 2011	\$	88,273
Cash and note relief received for 3,636,619 shares issued		227,000
Mark redeemable common stock up to the redeemable amount		29,516
Interest on redeemable common stock		22,701
Redeemable common stock value at December 31, 2012	\$	367,490
Cash received for 5,699,885 shares issued		197,000
Mark redeemable common stock up to the redeemable amount		52,346
Interest on redeemable common stock		50,922
Redeemable common stock value at December 31, 2013	\$	667,758
Interest on redeemable common stock		29,288
Redeemable common stock value at June 30, 2014	\$	697,046
Redeemable common stock recorded to APIC at September 30, 2014	\$	(697,046)
Redeemable common stock value at December 31, 2014	\$	0

As of September 30, 2014, the federal statute of limitations as defined in the federal Securities Act has expired. Accordingly, redemption is now considered remote, and the shares have been moved from the mezzanine section of the balance sheet to Stockholders' Equity.

As of December 31, 2014 and December 31, 2013, respectively, the Company does not have any outside commitments, and is not currently leasing any office space. Office space is provided as part of a management agreement with The PAN Network, a private business management and consulting company wholly-owned by the Company's Chief Executive Officer. The agreement is renewable annually at the discretion of both parties. As a result there are no future payments for our lease beyond the current year contract.

The Company is not and has never been involved in any litigation of any nature, and the Company is not aware of any pending or threatened litigation.

#### NOTE 11 STOCK SPLITS

On February 18, 2005, the Company effected a 4 for 1 forward stock split of our common shares. On March 12, 2006, and on February 7, 2008, the Company effected 1 for 10 reverse stock splits. On February 17, 2015, the Company effected a 1 for 200 reverse stock split. All information presented herein has been retrospectively adjusted to reflect these stock splits as they took place as of the earliest period presented.

#### NOTE 12 INCOME TAXES

As of December 31, 2014 and 2013, the Company had net operating loss carry-forwards totaling approximately \$6,794,873 and \$4,605,214, respectively, that begin to expire in 2025. The carry-forward losses and the related deferred tax benefit are significantly limited by the provisions of Internal Revenue Code Section 382. The Company's taxable losses and temporary differences created a deferred tax asset before valuation allowances of approximately \$2,407,082 and \$1,631,626 at December 31, 2014 and 2013, respectively. Due to the Company determining that it will not likely realize the deferred tax asset, a full valuation allowance has been taken to reduce the deferred tax asset to zero as of December 31, 2014 and 2013, respectively.

In 2014 and 2013, the primary difference between financial statement reporting and taxable income (loss) was expenses not deductible for tax purposes including non-cash share based payments issued for services, amortization of discounts on debt, and gains from non-cash exchanges of \$988,238 and \$438,392, respectively. Temporary differences between financial statement reporting loss and taxable loss were due to differences in timing of recognition for expenses related to deferred compensation and depreciation of fixed assets.

The deferred tax assets as of December 31, 2014 and 2013 are as follows:

	<u>2014</u>	<u>2013</u>
Deferred Tax Asset:		
Net Operating Loss Carryforwards	\$ 4,605,214	\$ 3,129,410
Current Year Net Operating Loss/(Gain)	2,189,659	1,475,804
Total Operating Loss Carryforward	6,794,873	4,605,214
Enacted Future Tax Rate	35%	35%
Deferred Tax Asset for NOL	2,378,206	1,611,825
Deferred Tax Asset for Temporary Differences Between Book and Tax Income	28,876	19,801
Gross Deferred Tax Asset	2,407,082	1,631,626
Valuation Allowance	(2,407,082)	(1,631,626)
Net Deferred Tax Asset	<u>\$ -</u>	<u>\$ -</u>

#### NOTE 13 DEFERRED COMPENSATION/NQDC

The Company has adopted an unfunded Non-Qualified Deferred Compensation (NQDC) plan to compensate our Chief Executive Officer. Under this plan, the Company is not required to reserve funds for compensation, and is only obligated to pay compensation when and if funds are available. Any amounts due but unpaid automatically accrue to deferred compensation. The plan has the option to be renewed annually at the discretion of the Company. While unfunded and non-recourse, for compliance with GAAP this is disclosed as an accrued expense on the balance sheet. On April 28, 2011, the Company issued 10,000 shares of common stock to our Chief Executive Officer to reduce the aggregate amount of deferred compensation owed to him by \$180,000. The shares were valued at the closing market price of our common stock on the date of issuance. On December 9, 2013, the Company issued 25,000 shares of common stock to our Chief Executive Officer to reduce the aggregate amount of deferred compensation owed to him by \$180,000. The shares were valued at the closing market price of our common stock on the date of issuance, which was equal to the deferred compensation relieved. As of December 31, 2014 and December 31, 2013, the outstanding balance of the NQDC plan is \$947,624 and \$820,474, respectively.

In 2007, 2008, and 2009, our Chief Executive Officer was awarded restricted stock bonuses for deferring accrued salary. The value of common shares were based on the market closing price on the day of issuance, and the value of preferred shares were valued via a valuation model generated by an independent valuation expert, as follows:

Date	Type of Stock	Number of Shares	Value
2/12/2007	Preferred	100	\$ 101,000
2/9/2007	Common	1,250	\$ 31,250
12/21/2007	Common	50,000	\$ 900,000
12/16/2008	Common	12,500	\$ 50,000
8/11/2009	Preferred	4,100,000	\$ 253,785

**NOTE 14 ASSET RETIREMENT OBLIGATIONS**

Provisions for site closure and reclamation costs are based principally on legal and regulatory requirements established by various government agencies, principally Sierra County, California, the US Forest Service, and the California Dept. of Conservation Office of Mine Reclamation (OMR). Under current regulations, the Company is required to meet performance standards to minimize the environmental impact from its operations and to perform site restoration and other closure activities at its mining sites. The exact nature of environmental remediation requirements that may be encountered in the future, if any, cannot be predicted with certainty, because environmental requirements currently established by government agencies may change.

The following table illustrates the inputs used to calculate the current Asset Retirement Obligation as of December 31, 2014 and December 31, 2013.

Cost estimate for reclamation work at today's cost	\$	173,141
Estimated life of mine (years)		50
Risk adjusted rate (borrowing rate)		9.9%
Estimated inflation rate		2.2%
		<b>Asset Retirement Obligation</b>
Asset retirement obligation at 12/31/13	\$	6,158
Adjustment		(1,710)
Accretion Expense		504
Asset retirement obligation at 12/31/14	\$	4,952

**NOTE 15 RELATED PARTY TRANSACTIONS**

In August 2009, the Board of Directors approved and the Company executed a management agreement with The PAN Network ("PAN"), a private business management and consulting company wholly-owned by the Company's Chief Executive Officer. The agreement is in consideration of \$18,000 per month, and calls for PAN to provide (a) office and board room space, including reception, utilities, landline phone/fax, computers, copiers, projectors, and miscellaneous services; (b) financial services, including accounting, corporate filing and bookkeeping; (c) project and administrative services; (d) resource targeting, acquisition, development and management services; (e) marketing services, communications, marketing materials management, and writing services; (f) strategic planning, milestone management and critical path analysis; and (g) online services, including web site hosting, web site design, web site maintenance, and email services. The agreement includes Mr. Leopold's salary of \$15,000 per month, which will accrue entirely to deferred compensation during any period in which the commitment remains unpaid. The term of the agreement is one year, and automatically renews annually on January 1 each year unless otherwise terminated by either party. As of December 31, 2014 and December 31, 2013, the outstanding balance accrued to deferred compensation is \$947,624 and \$820,474, respectively.

During the twelve month period ended December 31, 2014, a director of the Company purchased 3.71 ounces of specimen gold from Ruby Gold, Inc., for \$6,850, representing a 50% premium above the spot price of gold on the date of the transactions. \$4,447 of this amount was recorded as gold sales, with \$2,403 recorded as donated capital.

During the twelve month period ended December 31, 2013, the Company issued five million (5,000,000) shares of common stock to our Chief Executive Officer to reduce the aggregate amount of deferred compensation owed to him by \$180,000. The shares were valued at the closing market price of our common stock on the date of issuance.

During the twelve month period ended December 31, 2013, director Fred Michini was paid \$10,000 in director fees, which was paid as 277,778 shares of stock valued at the closing market price of our common stock on the date of issuance.

**NOTE 16 ADVANCE GOLD SALES**

On June 4, 2013, the Company executed a Memorandum of Understanding (the "Agreement") with a private US investor (the "Investor") for an advance sale of up to 120 ounces of specimen gold from the Ruby Mine in Sierra County, California. The price paid in advance by the Investor shall be at a ten percent (10%) discount to the then-current spot price of gold (the "Purchase Price") on the day the gold is produced and made available for shipment (the "Delivery Date"). The Investor will acquire the right to purchase the gold at their discretion. Upon signing the Agreement, the Company received an initial cash advance of \$150,000 (the "Advance"), which is based on a 10% discount to the current spot price of gold, for delivery of the first 120 ounces of specimen gold produced from the Ruby Mine on or before February 1, 2014 (the "Due Date"). The Advance paid will be applied to the amount due to the Company on the Delivery Date, as determined by the then-current spot price of gold on the Delivery Date. In the event that 120 ounces of specimen gold is not available for delivery by the Due Date, the Investor will be entitled to be repaid the Advance in cash plus 10% interest equal to \$165,000 total, with an option to still purchase the same amount of gold at a discount of 10% to the then-current spot price of gold when the specimen gold becomes available for delivery at a later date. A \$165,000 cash payment was made on the due date, February 1, 2014, and the Advance has been repaid. The payment offset \$15,000 of the derivative liability, and the remaining derivative liability of \$1,667 was settled to additional paid-in capital with payment. As per the Agreement, the investor retains the right to purchase 120 ounces of gold at a future date at a 10% discount to the then-current spot price of gold.

On August 2, 2013, the Company sold an additional 40 ounces of gold under the same terms for \$50,000. In the event that the 40 ounces of specimen gold is not available for delivery by the Due Date on April 2, 2014, the Investor will be entitled to be repaid the Advance in cash plus 10% interest equal to \$55,000 total, with an option to still purchase the same amount of gold at a discount of 10% to the then-current spot price of gold when the specimen gold becomes available for delivery at a later date. As of December 31, 2014, the Company has repaid the cash advance in its entirety, plus interest.

The related obligations have been recorded for the full \$200,000 received and an additional \$22,223 recorded as a derivative liability represents the additional amount owed related to the 10% discount on the gold price. This discount of \$22,223 was amortized straight line over the term of the agreement, with \$4,289 amortized during 2014, and has been fully amortized as of December 31, 2014.

**NOTE 17 SHARE ISSUANCES**

During the first half of 2013 the Company amended the Securities Purchase Agreement with Tangiers Investors LP ("Tangiers") dated October 7, 2009 to (a) increase the commitment amount from \$5 million to \$10 million, (b) increase the term from 3 years to 5 years, (c) increase the maximum draw from \$100,000 to \$250,000, (d) provides for up to 300% of the base amount of each draw as determined by the average daily trading volume in dollar amount during the 10 trading days (the "Base Amount") preceding the Advance Note date, and (e) the price on the Base Amount remains 90% of the lowest volume weighted average price of the Company's common stock during the 5 day pricing period following each Advance Notice (the "Market Price"), any Advance Notice that exceeds the Base Amount by up to 200% will be further discounted by 7.5% (or 82.5% of the Market Price), and any Advance Notice in excess of 200% and up to 300% of the Base Amount will be further discounted by an additional 7.5% (or 75% of the Market Price).

During the first half of 2013, the Company issued 28,500 shares of common stock to Tangiers Investors LP ("Tangiers") pursuant to a Securities Purchase Agreement entered into with Tangiers on October 7, 2009, as amended, in consideration of \$197,000. As noted within footnote 10, these shares were considered unregistered and re-classified to temporary equity based on the potential cash redemption to the investor.

During the second half of 2013, the Company issued 67,821 shares of common stock to Tangiers Investors LP ("Tangiers") pursuant to a Securities Purchase Agreement entered into with Tangiers on October 7, 2009, as amended, in consideration of \$459,000.

During 2013, and pursuant to twelve partial conversion notices received, the Company issued an aggregate of 56,148 shares of common stock of the Company to satisfy \$283,920 of the principal and interest due on a Promissory Note ("the Note") dated July 11, 2012 with JMJ Financial, ("JMJ"). The number of shares issued was consistent with the terms of the agreement, therefore equity was credited for the value of the debt relieved with no gain or loss recorded.

During 2013, the Company issued 286 shares of restricted common stock for geological services rendered in the amount of \$4,000. The shares were valued on the grant date at the closing market price.

During 2013, the Company issued 473 shares of restricted common stock for mining safety & health services rendered in the amount of \$3,782. The shares were valued on the grant date at the closing market price.

During 2013, the Company issued 200 shares of restricted common stock for mining services. The shares were valued at \$1,480 based on the closing market price on the date of grant.

[Table of Contents](#)

During 2013, the Company issued 25,000 shares of common stock to our Chief Executive Officer to reduce the aggregate amount of deferred compensation owed to him by \$180,000. The shares were valued at the closing market price of our common stock on the date of grant.

During 2013, the Company issued 1,389 shares of common stock to director Fred Michini for director fees earned during 2013. The shares were valued at \$10,000 based on the closing market price of our common stock on the date of grant.

During 2013, in connection with the Typenex and LG note issuances, a commission has been paid to Carter Terry & Company, a registered broker-dealer, consisting of \$17,500 in cash and 744 restricted Rule 144 shares of common stock. The shares were valued at \$6,481 based on the closing market price on the date of grant. This value is being amortized over the term of the related note agreement.

During 2014, the Company issued a total of 469,300 shares of common stock previously registered with the SEC for issuance to Tangiers Investors LP ("Tangiers") pursuant to a Securities Purchase Agreement entered into with Tangiers on October 7, 2009, as amended, in consideration of cash received of \$766,500.

During 2014, and pursuant to two partial conversion notices received, the Company issued an aggregate of 645,643 shares of common stock of the Company to satisfy \$85,629 of the principal and interest due on a Promissory Note dated October 2, 2012 with Tangiers Investors, LP, ("Tangiers").

During 2014, and pursuant to a conversion notice received, the Company issued 20,772 shares of common stock of the Company to satisfy \$59,325 of the principal and interest due on a Promissory Note dated October 7, 2013 with LG Capital Funding LLC ("LG").

During 2014, and pursuant to eleven partial conversion notices received, the Company issued an aggregate of 441,047 shares of common stock of the Company to satisfy \$151,217 of the principal and interest due on a Promissory Note ("the Note") dated July 11, 2012 with JMJ Financial, ("JMJ"). The number of shares issued was consistent with the terms of the agreement, therefore equity was credited for the value of the debt relieved with no gain or loss recorded.

During 2014, and pursuant to ten partial conversion notices received, the Company issued an aggregate of 1,262,920 shares of common stock of the Company to satisfy \$302,565 of the principal and interest due on a Promissory Note dated October 1, 2013 with Typenex Co-Investment, LLC ("Typenex"). Included in the 1,262,920 shares was \$44,530 in true-up shares.

During 2014, and pursuant to ten partial conversion notices received, the Company issued 687,373 shares of common stock of the Company to satisfy \$56,810 of the principal and interest due on a Promissory Note ("the Note") dated January 31, 2014 with GEL Properties, LLC ("GEL").

During 2014 and pursuant to eight partial conversion notices received, the Company issued 845,634 shares of common stock of the Company to satisfy \$33,992 of the principal and interest due on a Promissory Note ("the Note") dated March 13, 2014 with Union Capital LLC ("Union").

During 2014 and pursuant to a partial conversion notice received, the Company issued 84,946 shares of common stock of the Company to satisfy \$9,514 of the principal and interest due on a Promissory Note ("the Note") dated April 10, 2014 with Caesar Capital Group, LLC ("Caesar").

During 2014 and pursuant to ten partial conversion notices received, the Company issued 858,750 shares of common stock of the Company to satisfy \$48,360 of the principal and interest due on a Promissory Note ("the Note") dated March 27, 2014 with Beaufort Capital Partners LLC ("Beaufort").

During 2014 and pursuant to six partial conversion notices received, the Company issued an aggregate of 1,333,355 shares of common stock of the Company to satisfy \$24,741 of the principal and interest due on a Promissory Note ("the Note") dated April 21, 2014 with WHC Capital, LLC ("WHC").

During 2014, and pursuant to ten conversion notices received, the Company issued 1,820,838 shares of common stock of the Company to satisfy \$33,672 of the principal and interest due on a Promissory Note dated February 3, 2014 with LG Capital Funding LLC ("LG").

During 2014, the Company issued 1,841 restricted shares of common stock of the Company to Carter Terry & Company, a registered broker-dealer, for accrued commissions in connection with the Typenex Note. The shares were valued at \$10,310 based on the closing market price on the date of the grant.

During 2014, \$19,440 in stock payable (7,155 shares) is due to Carter Terry & Company, a registered broker-dealer, as additional commissions payable but not yet issued.

During 2014, the Company issued 500 shares of restricted common stock to William S. Watters, the new COO of our wholly-owned subsidiary, Ruby Gold, Inc., as a signing bonus. The shares were valued at \$2,700 based on the closing market price on the date of grant.

During 2014 the Company filed a Certificate of Amendment to its Certificate of Incorporation with the Secretary of State of the State of Delaware (the "Amendment") to increase Company's authorized shares of common stock to 7,500,000,000 shares, par value \$0.00001 per share.

#### NOTE 18 WARRANTS

A summary of activity related to the Company's warrant activity for the period from December 31, 2013 through December 31, 2014 is presented below:

	Number Outstanding	Weighted Average Exercise Price Per Share	Weighted Average Remaining Contractual Life (Years)
Outstanding at December 31, 2013	23,550,000	0.045	4.75
Granted	-	-	-
Exercised	-	-	-
Canceled/forfeited/expired	-	-	-
Outstanding at December 31, 2014	23,550,000	0.045	3.75

#### NOTE 19 SUBSEQUENT EVENTS

Subsequent to December 31, 2014 and pursuant to a partial conversion notice received, the Company issued 449,011 shares of common stock of the Company to satisfy \$4,879 of the principal and interest due on a Promissory Note dated July 14, 2014 with JSJ Investments Inc.

Subsequent to December 31, 2014 the Company filed a Certificate of Amendment to its Certificate of Incorporation with the Secretary of State of the State of Delaware to implement a 1-for-200 reverse stock split of the Company's outstanding common stock. The reverse stock split became effective on February 17, 2015. An additional 522 shares were issued to round up fractional shares as a result of the reverse stock split.

Subsequent to December 31, 2014 and pursuant to two partial conversion notices received, the Company issued an aggregate of 1,302,900 shares of common stock of the Company to satisfy \$2,996 of the principal and interest due on a Promissory Note dated April 21, 2014 with WHC Capital, LLC.

Subsequent to December 31, 2014 and pursuant to three partial conversion notices received, the Company issued an aggregate of 6,012,416 shares of common stock of the Company to satisfy \$10,849 of the principal and interest due on a Promissory Note dated October 2, 2012 with Tangiers Investors LP.

Subsequent to December 31, 2014 and pursuant to a partial conversion notice received, the Company issued 915,000 shares of common stock of the Company to satisfy \$3,843 of the principal and interest due on a Promissory Note dated October 1, 2013 with Typenex Co-Investment, LLC.

Subsequent to December 31, 2014 and pursuant to six partial conversion notices received, the Company issued an aggregate of 3,448,875 shares of common stock of the Company to satisfy \$8,910 of the principal and interest due on a Promissory Note dated August 6, 2014 with KBM Worldwide, Inc.

Subsequent to December 31, 2014 and pursuant to a partial conversion notice received, the Company issued 885,000 shares of common stock of the Company to satisfy \$1,208 of the principal and interest due on a Promissory Note dated July 11, 2012 with JMJ Financial.

**Item 9. Changes in and Disagreements with Accountants on Accounting and Financial Disclosure**

None.

**Item 9A(T): Controls And Procedures**

Our management, with the participation of our principal executive and principal financial officer who is the same individual, evaluated the effectiveness of our disclosure controls and procedures as of the end of the period covered by this Annual Report. Based on that evaluation, our principal executive/principal financial officer concluded that our disclosure controls and procedures as of the end of the period covered by the Annual Report were not effective such that the information required to be disclosed by us in reports filed under the Exchange Act is (i) recorded, processed, summarized and reported within the time periods specified in the SEC's rules and forms and (ii) accumulated and communicated to our management, including our principal executive/principal financial officer, as appropriate to allow timely decisions regarding disclosure. A controls system cannot provide absolute assurance, however, that the objectives of the controls system are met, and no evaluation of controls can provide absolute assurance that all control issues and instances of fraud, if any, within a company have been detected.

**Management's Annual Report on Internal Control over Financial Reporting**

Our management is responsible for establishing and maintaining adequate internal control over financial reporting (as defined in Rule 13a-15(f) under the Exchange Act). Our internal control over financial reporting is a process designed to provide reasonable assurance regarding the reliability of financial reporting and the preparation of financial statements for external purposes of accounting principles generally accepted in the United States.

Because of its inherent limitations, internal control over financial reporting may not prevent or detect misstatements. Therefore, even those systems determined to be effective can provide only reasonable assurance of achieving their control objectives. Our management, with the participation of the principal executive/principal financial officer, evaluated the effectiveness of our internal control over financial reporting as of December 31, 2014. In making this assessment, our management used the criteria set forth by the Committee of Sponsoring Organizations of the Treadway Commission ("COSO") in Internal Control - Integrated Framework. Based on this evaluation, our management, with the participation of the President and Secretary/Treasurer, concluded that, as of December 31, 2014, our internal control over financial reporting was not effective.

This Annual Report does not include an attestation report of the Company's registered public accounting firm regarding internal control over financial reporting. Management's report was not subject to attestation by the Company's registered public accounting firm pursuant to temporary rules of the Security and Exchange Commission that permit the Company to provide only management's report in this Annual Report.

**Material Weaknesses in Internal Control Over Financial Reporting**

Management's assessment of the effectiveness of the registrant's internal control over financial reporting is as of the year December 31, 2014. Based on that evaluation, our management concluded that our control over financial reporting and related disclosure controls and procedures were not effective because our accounting processes having the following material weaknesses from the audited year ended December 31, 2014.

- Controls lack appropriate segregation of responsibilities and accounting technical expertise necessary for an effective system of internal control. We believe that our lack of technical expertise and lack of segregation of duties over internal controls constitutes a material weakness in our internal controls.
- Our closing process is a material weakness as we are unable to assure GAAP compliant financial statements without auditor assistance.
- As of December 31 2014, we did not maintain effective controls over financial statement disclosure. Specifically, controls were not designed and in place to ensure that all disclosures required were originally addressed in our consolidated financial statements. Accordingly, management has determined that this control deficiency constitutes a material weakness.

During the Company's annual audit Management evaluated remediation plans related to the above internal control deficiencies. Management analyzed the costs and benefits of several different options to improve our internal controls over financial reporting. The following options for improving the controls were analyzed (i) hiring a qualified CFO with both GAAP and SEC reporting experience (ii) forming an internal audit department (iii) subscribing to GAAP and SEC reporting databases (iv) additional staffing to provide segregation of duties and a review infrastructure for financial reporting (v) An information technology department to provide security over our information and to help facilitate electronic filing. In the evaluation, Management estimated implementation of the proposed remediation plan as within 1 to 2 years. It was concluded from our evaluation that the costs to implement the plan were greater than the benefits to be received, and Management therefore passed on implementation until operations of the Company have improved. Due to the current operating condition of the company, and the current and future outlook of the economic climate, we do not foresee the ability to adequately implement the remediation plan within the foreseeable future.

**Changes in Internal Control Over Financial Reporting**

There have been no changes in internal control over financial reporting.



### PART III

#### Item 10. Directors, Executive Officers and Corporate Governance

The following table sets forth the names and positions of our executive officers and directors. Our directors are elected at our annual meeting of stockholders and serve for one year or until successors are elected. Our Board of Directors elects our officers, and their terms of office are at the discretion of the Board, except to the extent governed by an employment contract.

Our directors, executive officers and other significant employees, their ages and positions are as follows:

<u>Name</u>	<u>Age</u>	<u>Position with the Company</u>
Perry Leopold	64	Chairman and Chief Executive Officer
Fred Michini	72	Director

**Perry Leopold.** Mr. Leopold has served as Chairman and CEO of the Company since February 2006. Prior to joining the Company he led a number of successful enterprises over a 30 year period in a diverse number of fields, ranging from the arts and technology to finance and natural resources. In February 2006, Mr. Leopold was engaged as CEO to engineer the Company's total corporate restructuring and lead its re-emergence as the natural resources company formerly known as Enterayon, Inc. Mr. Leopold subsequently designed the Company's business model and incorporated state-of-the-art technology to assist in cost-efficient acquisition targeting, which has resulted in over 50 acquisitions of high-quality mining properties throughout British Columbia. Educated at the University of Pennsylvania, Mr. Leopold is also the founder and current President of Speebo Inc.(1) since 2006, a privately owned exploration company. In addition, since 2005 he is currently serving as President of Circular Logic, Inc., a registered Commodity Trading Advisor (CTA) and Commodity Pool Operator (CPO) firm specializing in commodity trading system development. Mr. Leopold is also the owner of The PAN Network, a private company he founded as a sole-proprietorship in 1981, and which has since been in continuous operation to the present day.

**Fred Michini.** Mr. Michini has served as a Director of the Company since August 2007. He is a tax, financial, management accounting and litigation support specialist, and has extensive previous experience serving as the Chief Financial Officer of a variety of public and private companies, including Speebo, Inc. (1) from 2006-2008, a private mineral exploration company currently controlled by North Bay's Chief Executive Officer, Perry Leopold. Mr. Michini is also a Certified Public Accountant, has been Partner and Managing Partner of two regional accounting firms, has served as an auditor for the U.S. General Accounting Office, and is a former Board Member of the Central Montgomery County Chamber of Commerce. Mr. Michini earned his B.S. from LaSalle University and his MBA from Temple University. Mr. Michini has been employed as a CPA and Real Estate Tax Consultant by AJ Michini Associates since 1973 and by AJ Michini MBA CPA since 1984. In addition, Mr. Michini serves as Acting CFO for Artimplant USA, a subsidiary of the Swedish public company Artimplant AB, a position he has held since 2005. As of January, 2008 Mr. Michini was no longer associated with Speebo, Inc.

(1) Speebo, Inc. is a private exploration company with mineral and energy-related claims throughout British Columbia. In addition to its metal-based mineral claims, Speebo holds the rights to several oil shale properties in the Queen Charlotte Islands. Prior to 2008 when British Columbia issued a permanent moratorium on uranium mining, Speebo also held the rights to dozens of uranium properties, most of which have subsequently been allowed to terminate. Speebo, Inc. has no active mining operations at the present time, nor does it intend to. Speebo Inc. was incorporated as a C-Corp in October 2006, and was reclassified as an S-Corp as of January 2008. Perry Leopold is the sole officer, director, and shareholder. There have never been any material related-party transactions between Speebo, Inc. and North Bay Resources Inc.

#### Significant Employees

We have no significant employees other than our Chief Executive Officer.

#### Director Independence

Our common stock is listed on the OTC Bulletin Board inter-dealer quotation system, which does not have director independence requirements. For purposes of determining director independence, we have applied the definition set forth in NASDAQ Rule 4200(a)(15). Perry Leopold would not be considered "independent" under the NASDAQ rule due to the fact that he is an employee of our company. Fred Michini would be considered "independent" under the NASDAQ rule due to the fact that he has not served on the board of directors of an affiliate within the past 3 years.

#### Board Meetings

During the fiscal year ended December 31, 2014, we had two directors. During the year fiscal year ended December 31, 2014, the Board held several meetings and has taken numerous actions by unanimous written consent.

### **Involvement In Certain Legal Proceedings**

None of our officers, directors, promoters or control persons has been involved in the past 10 years in any of the following:

- (1) any bankruptcy petition filed by or against any business of which such person was a general partner or executive officer either at the time of the bankruptcy or within two years prior to that time;
- (2) any conviction in a criminal proceeding or being subject to a pending criminal proceeding (excluding traffic violations and other minor offenses);
- (3) Being subject to any order, judgment or decree, not subsequently reversed, suspended or vacated, or any court of competent jurisdiction, permanently or temporarily enjoining, barring, suspending or otherwise limiting his involvement in any type of business, securities or banking activities; or
- (4) Being found by a court of competent jurisdiction (in a civil action), the Commission or the Commodity Futures Trading Commission to have violated a federal or state securities or commodities law, and the judgment has not been reversed, suspended, or vacated.
- (5) any of the violations or events indicated under Item 401 of regulation S-K

### **Audit, Compensation and Nominating Committees**

Our board has an audit committee made up solely of Fred Michini.

Our board of directors has determined that the Company has one audit committee financial expert, Mr. Michini.

Our common stock is currently listed on the OTC Pink Market, which does not require companies to maintain audit, compensation or nominating committees. Considering the foregoing and the fact that we are an early stage exploration company, we do not maintain standing compensation or nominating committees. The functions typically associated with these committees are performed by the entire Board of Directors which currently consists of two members, only one of which is considered independent.

### **Shareholder Communications**

We do not have a formal shareholder communications process. Shareholders are welcome to communicate with the Company by forwarding correspondence to North Bay Resources Inc., PO Box 162, Skippack, PA 19474, Attn: Perry Leopold, CEO.

### **Section 16(a) Beneficial Ownership Reporting Compliance**

Section 16(a) of the Exchange Act, requires the Company's officers and directors, and persons who own more than 10% of the Company's Common Stock, to file reports of ownership and changes in ownership of the Company's Common Stock with the SEC. These reports are filed on Forms 3, 4, and 5. Reporting Persons are required by SEC regulations to furnish the Company with copies of all Section 16(a) forms that are filed. Based solely upon a review of the copies of Section 16(a) forms received by the Company, with respect to the fiscal year ended December 31, 2014 all the Reporting Persons have complied with applicable filing requirements.

### **Code of Ethics**

We adopted a Code of Ethics on October 16, 2009 that applies to all of our directors, officers and employees, including our principal executive officer, principal financial officer and principal accounting officer. The Code of Ethics is attached as Exhibit 14 to this registration statement.

### **Item 11. Executive Compensation**

The Company accrued or paid compensation to the Chief Executive Officer for services rendered to the Company in all capacities during the fiscal years shown in the Summary Compensation Table below. Deferred compensation accrued in 2014 and 2013 was \$134,000 and \$116,000, respectively. These amounts represent the total deferred compensation of \$216,000 expensed during each period, less \$82,000 and \$100,000 actually paid in cash in 2014 and 2013, respectively, as per the management agreement with The PAN Network, a private business management and consulting company wholly-owned by the Company's Chief Executive Officer. The agreement is in consideration of \$18,000 per month. The agreement includes Mr. Leopold's base salary of \$15,000 per month, and accrues entirely to deferred compensation during any period in which the commitment remains unpaid, which would be \$216,000 in total deferred compensation annualized if no payments were made during the year.

## Overview

The following is a discussion of our program for compensating our named executive officers and directors. Currently, we do not have a compensation committee, and as such, our board of directors is responsible for determining the compensation of our named executive officers.

### Compensation Program Objectives and Philosophy

The primary goals of our policy of executive compensation are to attract and retain the most talented and dedicated executives possible, to assure that our executives are compensated effectively in a manner consistent with our strategy and competitive practice.

The board of directors considers a variety of factors in determining compensation of executives, including their particular background and circumstances, such as their training and prior relevant work experience, their success in attracting and retaining savvy and technically proficient managers and employees, increasing our revenues, broadening our product line offerings, managing our costs and otherwise helping to lead our Company through a period of rapid growth.

In the future, we expect that our board of directors will form a compensation committee charged with the oversight of executive compensation plans, policies and programs of our Company and with the full authority to determine and approve the compensation of our chief executive officer and make recommendations with respect to the compensation of our other executive officers. We expect that our compensation committee will continue to follow the general approach to executive compensation that we have followed to date, rewarding superior individual and Company performance with commensurate cash compensation.

### Elements of Compensation

Our compensation program for the named executive officers consists primarily of base salary and a non-qualified deferred compensation plan. There is no retirement plan, long-term incentive plan or other such plans, although Mr. Leopold's agreement has a bonus plan, subject to the Board's discretion. The Company is an exploration stage company with limited revenue. As such, we have not yet obtained a consistent revenue stream with which to fund employee salaries and bonus plans. The base salary we provide is intended to equitably compensate the named executive officers based upon their level of responsibility, complexity and importance of role, leadership and growth potential, and experience.

### Base Salary

We have deferred salary compensation for our CEO, Mr. Perry Leopold. Mr. Leopold's services are provided under an agreement with PAN Network, a private business management and consulting company wholly-owned by the Company's Chief Executive Officer. The agreement is in consideration of \$18,000 per month. The agreement includes Mr. Leopold's base salary of \$15,000 per month, and accrues entirely to deferred compensation during any period in which the commitment remains unpaid. Although the Company has had an accumulated deficit in the previous year of operations, Mr. Leopold's salary is set pursuant to an agreement that the Company has entered into with the PAN Network. Our named executive officers receive base salaries commensurate with their roles and responsibilities. Base salaries and subsequent adjustments, if any, are reviewed and approved by our board of directors annually, based on an informal review of relevant market data and each executive's performance for the prior year, as well as each executive's experience, expertise and position. The base salaries paid to our named executive officers are reflected in the Summary Compensation Table below.

### Non-Qualified Deferred Compensation

The Company has adopted an unfunded Non-Qualified Deferred Compensation Plan to recognize unpaid compensation owed to our Chief Executive Officer. Under this Plan, the Company is not required to reserve funds for compensation, and is only obligated to pay compensation when and if funds are available. Any amounts due but unpaid automatically accrue to deferred compensation. The Plan has the option to be renewed annually at the discretion of the Company. While unfunded and non-recourse, for compliance with GAAP this is disclosed as an accrued expense on the balance sheet. As of December 31, 2014 and 2013, the outstanding balance of the Plan is \$947,624 and \$820,474, respectively. There is no accrued interest associated with the Plan.

In 2007, 2008, and 2009, our Chief Executive Officer was awarded restricted stock bonuses in recognition of the Company's inability to provide cash compensation. These restricted stock bonuses were in addition to, and not in lieu of, the deferred base salary compensation. The value of common shares was based on the market closing price on the day of issuance. The value of preferred shares was valued according to the closing price of the common stock the preferred shares were convertible into on the day of issuance, plus the value of the control premium from voting rights assigned to certain preferred share issuances. The valuations of these issuances are shown below:

<u>Date</u>	<u>Type of Stock</u>	<u>Number of Shares</u>	<u>Value</u>
2/12/2007	Preferred (I)	100	\$ 101,000
2/9/2007	Common	1,250	\$ 31,250
12/21/2007	Common	50,000	\$ 900,000
12/16/2008	Common	12,500	\$ 50,000
8/11/2009	Preferred (A) (G) (1)	4,100,000	\$ 253,785

There were no stock awards or bonuses of any kind to our Chief Executive Officer in 2010, 2011, 2012, 2013, or 2014. In 2011 and again in 2013, Mr. Leopold elected to reduce the amount of deferred compensation owed to him by \$180,000 through the issuance of 10,000 and 25,000 shares of stock, respectively. These transactions are considered a purchase, and shares were valued as of the closing market price on the day of issuance.

(1) On July 25, 2012, all 100,000 outstanding shares of the Series G Convertible Preferred that were previously issued to Mr. Leopold in August 2009 were cancelled at the request of and consent of Mr. Leopold, the sole shareholder of the class. Subsequent to the cancellation of said shares, a Certificate of Elimination of the Series G Convertible Preferred Stock was filed with the Secretary of State of the State of Delaware to eliminate entirely the Series G Convertible Preferred stock designation from our Articles of Incorporation.

#### Employment Agreements

During 2009, the Board of Directors approved and the Company executed a management agreement with The PAN Network (“PAN”), a private business management and consulting company wholly-owned by the Company’s Chief Executive Officer. The agreement is in consideration of \$18,000 per month, and calls for PAN to provide (a) office and board room space, including reception, utilities, landline phone/fax, computers, copiers, projectors, and miscellaneous services; (b) financial services, including accounting, corporate filing and bookkeeping; (c) project and administrative services; (d) resource targeting, acquisition, development and management services; (e) marketing services, communications, marketing materials management, and writing services; (f) strategic planning, milestone management and critical path analysis; and (g) online services, including web site hosting, web site design, web site maintenance, and email services. The agreement includes Mr. Leopold’s salary of \$15,000 per month, which will accrue entirely to deferred compensation during any period in which the commitment remains unpaid. The term of the agreement is one year, and automatically renews annually on January 1 each year unless otherwise terminated by either party.

#### Retirement Benefits

Currently, we do not provide any Company sponsored retirement benefits to any employee, including the named executive officers.

#### Prerequisites

Historically, we have not provided our named executive officers with any perquisites and other personal benefits. We do not view perquisites as a significant element of our compensation structure, but do believe that perquisites can be useful in attracting, motivating and retaining the executive talent for which we compete. It is expected that our historical practices regarding perquisites will continue and will be subject to periodic review by our board of directors.

The following table sets forth the compensation paid to our chief executive officer for each of our last two completed fiscal years. No other officer received compensation greater than \$100,000 for either fiscal year.

**Summary Compensation Table**

Name and Position	Year	Salary (\$)		Bonus (\$)		Stock Awards (\$)		All Other Compensation (\$)	Total (\$)		
		(1)					(2)				
Perry Leopold, Chief Executive Officer	2014	\$	180,000	\$	0	\$	0	\$	36,000	\$	216,000
	2013	\$	180,000	\$	0	\$	0	\$	36,000	\$	216,000

(1) The base salary for Mr. Leopold is included in the management agreement with The PAN Network of \$18,000 per month, all of which accrues to deferred compensation in the event it is unpaid when due each month.

(2) “All Other Compensation” includes additional consideration due to the management contract with The PAN Network, which is wholly-owned by Mr. Leopold. This agreement is for \$18,000 per month, which includes Mr. Leopold’s base salary of \$15,000 per month.

**Outstanding Equity Awards at Fiscal Year End.**

The following table sets forth information with respect to the outstanding equity awards of our principal executive officers and principal financial officers during 2014, and each person who served as an executive officer of North Bay Resources as of December 31, 2014:

**2014 Grants of Plan Based Awards**

Name	Grant Date	All Other Stock Awards (# of Shares) (1)	Closing Market Price of Awards on the Date of Grant	Grant Date Fair Value of Stock Awards (\$)
Perry Leopold Chairman and Chief Executive Officer	-	0	\$ -	\$ 0

**Outstanding Equity Awards at December 31, 2014**

The following table sets forth certain information regarding outstanding equity awards granted to our named executive officers for 2013 and 2014 that remain outstanding as of December 31, 2014. All of the options in this table are exercisable at any time.

Name		Option awards				Stock Awards	
		Number of securities underlying unexercised options(#) exercisable	Number of securities underlying unexercised options(#) unexercisable	Option exercise price (\$)	Option expiration date	Number of Shares of stock that have not vested (#)	Market Value of Shares of stock that have not vested (\$)
Perry Leopold	2014	0	0	0.00	-	0	0

**COMPENSATION OF DIRECTORS**

**Director Compensation for Year Ended December 31, 2014**

The following table sets forth with respect to the named director, compensation information inclusive of equity awards and payments made in the year ended December 31, 2014.

Name	Fees Earned or Paid in Cash (\$)	Stock Awards (\$)	Option Awards (\$)	Non-Equity Incentive Plan Compensation (\$)	Nonqualified Deferred Compensation Earnings (\$)	All Other Compensation (\$)	Total (\$)
(a)	(b)	(c)	(d)	(e)	(f)	(g)	(h)
Perry Leopold(1)	\$ --	\$ --	\$ --	\$ --	\$ --	\$ --	\$ --
Fred Michini (2)	\$ -	\$ -	\$ -	\$ -	\$ -	\$ -	\$ -

(1) Mr. Leopold did not receive any compensation in his capacity as director for the Company in the year ended December 31, 2014.

(2) Mr. Michini did not receive any compensation in his capacity as director for the Company in the year ended December 31, 2014.

**Compensation Committee Interlocks and Insider Participation**

We did not have a compensation committee during the year ended December 31, 2014. During the fiscal year ended December 31, 2014, none of our executive officers served on the board of directors of any entities whose directors or officers serve on our board of directors.

**Outstanding Equity Awards at Fiscal Year-end.**

There were no outstanding equity awards for our Executive officers in the most recent fiscal year ended December 31, 2014.

**Standard Director Compensation Arrangement**

We do not have a standard compensation arrangement for directors.

**Stock Option Exercised**

There were no stock options exercised on common shares in fiscal year 2014, with respect to the named executives listed in the Summary Compensation Table.

**Expense Reimbursement**

We will reimburse our officers and directors for reasonable expenses incurred during the course of their performance.

**Item 12. Security Ownership of Certain Beneficial Owners and Management and Related Stockholder Matters**

The following tables set forth certain information regarding the beneficial ownership of our Common Stock as of December 31, 2014, of (i) each person known to us to beneficially own more than 10% of Common Stock, (ii) our directors, (iii) each named executive officer, and (iv) all directors and named executive officers as a group. As of December 31, 2014, there were a total of 9,163,491 shares of Common Stock outstanding. Each share of Common Stock is entitled to one vote on matters on which holders of voting stock of the Company are eligible to vote. Except as otherwise indicated, each of the stockholders listed below has sole voting and investment power over the shares beneficially owned.

<b>Title Of Class</b>	<b>Name And Address Of Beneficial Owner (1)</b>	<b>Amount And Nature Of Beneficial Ownership (2)</b>	<b>Approximate Ownership Percent of Class (%)**</b>	<b>Total Voting Percent of Class (%)**</b>
Common	Perry Leopold(3)(4)	110,651	1.21%	80.00% (4)
Common	Fred Michini	7,199	0.08%	0.02%
Common	All executive officers and directors as a group (2 persons)	117,850	1.29%	80.02%
Series A Preferred	Perry Leopold(3)	4,000,000	100%	100%
Series I Preferred	Perry Leopold(4)	100	100% (4)	100% (4)

\*\* The percentages listed for each shareholder assume the exercise or exchange by that shareholder only, of his or its entire convertible or exchangeable security (including options or warrants), as the case may be, and thus include the shares underlying said convertible or exchangeable security (including options or warrants). However, the percentages do not assume the exercise of all convertible or exchangeable securities (including options or warrants) by all the shareholders holding such securities.

- (1) Except as noted above, the address for the above identified officers and directors of the Company is c/o North Bay Resources Inc., 3995 Yerkes Road, Collegeville, PA 19426.
- (2) Beneficial Ownership is determined in accordance with the rules of the Securities and Exchange Commission and generally includes voting or investment power with respect to securities. Shares of common stock subject to options, warrants, or convertible debt currently exercisable or convertible, or exercisable or convertible within 60 days of December 31, 2014 are deemed outstanding for computing the percentage of the person holding such option or warrant. Percentages are based on a total of 9,163,491 shares of common stock outstanding on December 31, 2014 and shares issuable upon the exercise of options, warrants exercisable, and debt convertible on or within 60 days of December 31, 2014, as described above. The inclusion in the aforementioned table of those shares, however, does not constitute an admission that the named shareholder is a direct or indirect beneficial owner of those shares. Unless otherwise indicated, to our knowledge based upon information produced by the persons and entities named in the table, each person or entity named in the table has sole voting power and investment power, or shares voting and/or investment power with his or her spouse, with respect to all shares of capital stock listed as owned by that person or entity.
- (3) Mr. Leopold, the Company's CEO and Chairman owns 4,000,000 shares of the Company's Series A Preferred Stock. Each outstanding share of the Series A Preferred Stock has 10 votes per share, and may be converted to shares of common at a ratio of 5 to 1, which would thus convert to 20,000,000 shares of common stock. The Series A Preferred Stock was issued in August 2009. Mr. Leopold is prohibited from converting any of his Preferred Stock without providing the Company with at least 61 days advance notice.

- (4) Mr. Leopold owns 100 shares of the Company's Series I Preferred Stock. Each outstanding share of the Series I Preferred Stock represents its proportionate share of eighty per cent (80%) of all votes entitled to be voted and which is allocated to the outstanding shares of Series I Preferred Stock. These shares are not convertible into common stock or any commodities. The Series I Preferred Stock was issued in February 2007. These shares were issued our Chief Executive Officer, Mr. Perry Leopold, in February 2007 as an anti-takeover measure to insure that Mr. Leopold maintains control of the Company during periods when the Company's stock may be severely undervalued and subject to hostile takeover in the open market. As specified in the Certificate of Designation filed by the Company with the Delaware Secretary of State in February 2007, "the outstanding shares of Series I Preferred Stock shall vote together with the shares of Common Stock of the Corporation as a single class and, regardless of the number of shares of Series I Preferred Stock outstanding and as long as at least one of such shares of Series I Preferred Stock is outstanding, shall represent eighty percent (80%) of all votes entitled to be voted at any annual or special meeting of shareholders of the Corporation or action by written consent of shareholders. Each outstanding share of the Series I Preferred Stock shall represent its proportionate share of the 80% that is allocated to the outstanding shares of Series I Preferred Stock. The Series I preferred shares supersede any other shares that Mr. Leopold may own so that any additional securities that Mr. Leopold may own do not increase his 80% voting rights, and are therefore included within the 80%.

**Item 13. Certain Relationships and Related Transactions, and Director Independence**

In August 2009, the Board of Directors approved and the Company executed a management agreement with The PAN Network ("PAN"), a private business management and consulting company wholly-owned by the Company's Chief Executive Officer. The agreement is in consideration of \$18,000 per month, and calls for PAN to provide (a) office and board room space, including reception, utilities, landline phone/fax, computers, copiers, projectors, and miscellaneous services; (b) financial services, including accounting, corporate filing and bookkeeping; (c) project and administrative services; (d) resource targeting, acquisition, development and management services; (e) marketing services, communications, marketing materials management, and writing services; (f) strategic planning, milestone management and critical path analysis; and (g) online services, including web site hosting, web site design, web site maintenance, and email services. The agreement includes Mr. Leopold's salary of \$15,000 per month, which will accrue entirely to deferred compensation during any period in which the commitment remains unpaid. The term of the agreement is one year, and automatically renews annually on January 1 each year unless otherwise terminated by either party.

There are no other related party transactions other than the above listed transaction.

**Director Independence**

Our common stock is listed on the OTCQB quotation system, which does not have director independence requirements. For purposes of determining director independence, we have applied the definition set forth in NASDAQ Rule 4200(a)(15). Perry Leopold would not be considered "independent" under the NASDAQ rule due to the fact that he is an employee of our company. Fred Michini is considered "independent" under the NASDAQ rule due to the fact that he has not served on the board of directors of or business dealings with an affiliate within the past 3 years.

**Item 14. Principal Accountant Fees and Services**

The audited consolidated financial statements included herein for the fiscal years ended December 31, 2014 and December 31, 2013 have been audited by M&K CPAS, PLLC. The reports of M&K CPAS, PLLC are included herein in reliance upon the authority of this firm as experts in accounting and auditing.

M&K CPAS, PLLC has served as the Company's independent registered public accounting firm since July 1, 2009. The following discussion presents fees for services rendered for 2014 and 2013.

**Audit Fees**

Audit fees include fees incurred for professional services rendered in connection with the audit of the Company's annual financial statements for the fiscal years ended December 31, 2014 and 2013, the reviews of the quarterly interim financial statements included in our Form S-1 and amendments for the fiscal years ended December 31, 2014 and 2013, and services rendered to issue consents required in certain of the Company's registration statements. The audit fees expected to be billed (for the year ended December 31, 2014) and billed to us by M&K CPAS, PLLC for the year ended December 31, 2013, including out-of-pocket costs were \$35,000 and \$34,250, respectively. There were no other audit related, tax, or other fees billed by M&K CPAS, PLLC

**Tax Compliance Fees**

We paid KPMG LLP \$0 and \$15,489 for tax compliance, tax advice, tax planning or other work during the fiscal years ended December 31, 2014 and 2013, respectively.

**PART IV**

**Item 15. Exhibits and Financial Statement Schedules**

See the Exhibit Index following the signature page of the report.



**SIGNATURES**

Pursuant to the requirements of Section 13 or 15(d) of the Securities Exchange Act of 1934, the registrant has duly caused this Annual Report on Form 10-K to be signed on its behalf by the undersigned, thereunto duly authorized.

**North Bay Resources Inc.**

By: /s/ Perry Leopold  
Perry Leopold  
**Chief Executive Officer, Chief Financial Officer & Principal Accounting Officer**

Dated: March 31, 2015

Pursuant to the requirements of the Securities Exchange Act of 1934, this report has been signed below by the following persons on behalf of the registrant and in the capacities indicated on March 31, 2015.

<b>Signature</b>	<b>Title</b>
<u>/s/ Perry Leopold</u> Perry Leopold	President, Chief Executive Officer and Director (Principal Executive Officer), Chief Financial Officer (Principal Accounting, Officer) and Chairman of the Board of Directors
<u>/s/ Fred Michini</u> Fred Michini	Director

## EXHIBIT INDEX

EXHIBIT NUMBER	DESCRIPTION
3 (i)	Articles of Incorporation(1)
3(ii)	Bylaws(1)
3 (iii)	Merger and Name Change Certification(1)
3 (iv)	Certificate of Amendment to Articles of Incorporation(47)(52)
4.1	Certificate of Designation – Series I Preferred(2)
4.2	Certificate of Designation – Series A Preferred(2)
4.3	Certificate of Designation – Series G Preferred(2)
4.4	Certificate of Elimination – Series G Preferred(24)
10.0	Tangiers Securities Purchase Agreement dated October 7, 2009(1)
10.1	Tangiers Securities Registration Rights Agreement dated October 6, 2009(1)
10.2	Fawn Property/Silver Quest Resources Ltd. Joint Venture Agreement(1)
10.3	Coronation Gold Property/Lincoln Resources, Inc. Joint Venture Agreement(1)
10.4	Silver Leaf/Hidalgo Mining International. Joint Venture Agreement(2)
10.5	Gold Hill Project/Hidalgo Mining International Joint Venture Agreement(2)
10.6	Monte Cristo Purchase Agreement(2)
10.7	Fraser River Joint Venture Letter of Intent(2)
10.8	Fraser River Assay Certificate(2)
10.9	Form of Notice of Assignment - June 2, 2009(2)
10.10	PAN Management Agreement(2)
10.11	ARGO - MINFILE No 092N 037(2)
10.12	BOULEAU - MINFILE No 082LSW046(2)
10.13	BOULEAU - MINFILE No 082LSW069(2)
10.14	CHERRY - MINFILE No 082LSE063(2)
10.15	CONNIE HILL - MINFILE No 092F 308(2)
10.16	CORONATION - MINFILE No 082FNW161(2)
10.17	CORONATION - MINFILE No 082FNW161 – Production(2)
10.18	CORONATION - MINFILE No 082FNW164(2)
10.19	CORONATION - MINFILE No 082FNW164 – Production(2)
10.20	CORONATION - MINFILE No 082FNW191(2)
10.21	CORONATION - MINFILE No 082FNW191 – Production(2)
10.22	CORONATION - MINFILE No 082FNW213(2)
10.23	CORONATION - MINFILE No 082FNW213 – Production(2)
10.24	FAWN - MINFILE No 093F 043(2)
10.25	FAWN - MINFILE No 093F 043 – Inventory(2)
10.26	FAWN - BUCK - MINFILE No 093F 050(2)
10.27	FAWN - BUCK - MINFILE No 093F 050 - Inventory(2)
10.28	FRASER RIVER - MINFILE No 092ISW078(2)
10.29	GOLD HILL - MINFILE No 082FSW204(2)
10.30	GOLD HILL - MINFILE No 082FSW204 - Production(2)
10.31	LARDEAU CREEK - MINFILE No 082KNW178(2)
10.32	LOUGHBOROUGH - MINFILE No 092K 048(2)
10.33	LOUGHBOROUGH - MINFILE No 092K 048 - Production(2)
10.34	LYNX - MINFILE No 082LSE055(2)
10.35	MONTE CRISTO - MINFILE No 092GNE013(2)
10.36	MONTE CRISTO - MINFILE No 092GNE019(2)
10.37	NEW ESKAY CREEK - MINFILE No 104B 008(2)
10.38	PINE RIVER - MINFILE No 093O 009(2)
10.39	RACHEL - MINFILE No 082FSW299(2)
10.40	RACHEL - MINFILE No 082FSW299 - Production(2)
10.41	SILVER CUP - MINFILE No 082KNW113(2)
10.42	SILVER CUP - MINFILE No 082KNW116(2)
10.43	SILVER CUP - MINFILE No 082KNW220(2)
10.44	TRUAX - MINFILE No 092JNE060(2)
10.45	TULAMEEN - MINFILE No 092HNE128(2)

10.46	Tangiers Convertible Promissory Note dated June 17, 2010(3)
10.47	Coronation Gold Property/Lincoln Resources, Inc. Joint Venture Agreement Amendment(3)
10.48	Tangiers Waiver Re: Convertible Promissory Note dated June 17, 2010(4)
10.49	ACG Consulting Agreement(4)
10.50	Silver Quest Joint Venture Agreement Amendment dated September 13, 2010(5)
10.51	Property Option Agreement and Addendum with Ruby Development Company dated September 1, 2010(6)
10.52	Form of Property Purchase Agreement with Ruby Development Company dated September 1, 2010(6)
10.53	Form of Property Purchase Addendum with Ruby Development Company dated September 1, 2010(6)
10.54	Convertible Promissory Note with Tangiers Investors, LP dated September 27, 2010(6)
10.55	Form of Warrants Issued to Ruby Development Company dated October 1, 2010(6)
10.56	Northern California Regional Center MOU dated October 14, 2010(7)
10.57	Convertible Promissory Note with Tangiers Investors, LP dated December 30, 2010(8)
10.58	Securities Purchase Agreement with Asher Enterprises, Inc. dated January 4, 2011(9)
10.59	Convertible Promissory Note issued to Asher Enterprises, Inc. (9)
10.60	Property Option Amendment No. 1 with Ruby Development Company dated January 26, 2011(11)
10.61	Satisfaction of Tangiers Convertible Promissory Note dated June 17, 2010(12)
10.62	Geological Consulting Services Agreement dated March 7, 2011(13)
10.63	Satisfaction of Tangiers Convertible Promissory Note dated September 27, 2010(14)
10.64	Property Option Amendment No. 2 with Ruby Development Company dated April 22, 2011(15)
10.65	Secured Promissory Note and Security Agreement with Ruby Development Company dated July 1, 2011(16)
10.66	Memorandum of Understanding with Devlin's Bench Mining Ltd. And P. Wright Contracting Ltd dated October 14, 2011, as amended on January 19, 2012(19)
10.67	Promissory Note with Tangiers Investors, LP dated December 29, 2011(17)
10.68	Convertible Promissory Note with Tangiers Investors, LP dated December 29, 2011(17)
10.69	Form of Warrants Issued to Tangiers Investors, LP dated December 29, 2011(17)
10.70	Six Month Convertible Promissory Note with Tangiers Investors, LP dated February 2, 2012(18)
10.71	Twelve Month Convertible Promissory Note with Tangiers Investors, LP dated February 2, 2012(18)
10.72	Warrants Issued to Tangiers Investors, LP dated February 2, 2012(18)
10.73	Six Month Convertible Promissory Note with Tangiers Investors, LP dated March 15, 2012(20)
10.74	Twelve Month Convertible Promissory Note with Tangiers Investors, LP dated March 15, 2012(20)
10.75	Warrants Issued to Tangiers Investors, LP dated March 15, 2012(20)
10.76	Twelve Month Convertible Promissory Note with Tangiers Investors, LP dated June 19, 2012(21)
10.77	Warrants Issued to Tangiers Investors, LP dated June 19, 2012(21)
10.78	Twelve Month Convertible Promissory Note with JMJ Financial dated July 11, 2012(22)
10.79	Taber Mine Option Agreement, Amendment No. 1, dated July 11, 2012(23)
10.80	Nine Month Convertible Promissory Note with Tonaquint, Inc. dated August 2, 2012(25)
10.81	Securities Purchase Agreement with Tonaquint, Inc. dated August 2, 2012(25)
10.82	Twenty-Four Month Convertible Promissory Note with Tangiers Investors, LP dated October 2, 2012(26)
10.83	Willa Option Agreement with Caribou King Resources Ltd. dated October 24, 2012(27)
10.84	Form of Amendment with Tangiers Investors, LP dated November 14, 2012(28)
10.85	Fraser River Land Access Agreement dated November 26, 2012(29)
10.86	Secured Promissory Note Extension Agreement with Ruby Development Company dated December 12, 2012(30)
10.87	Amendment No. 1 to the Securities Purchase Agreement with Tangiers Investors, LP dated January 28, 2013(31)
10.88	Modification and Extension Agreement with Ruby Development Company dated March 19, 2013 (32)
10.89	Amendment No. 2 to the Securities Purchase Agreement with Tangiers Investors, LP dated March 28, 2013(32)
10.90	Memorandum of Understanding for Advance Sale of Specimen Gold dated June 4, 2013(33)
10.91	Fraser River Project JV Agreement dated June 24, 2013(34)
10.92	Amendment No. 3 to the Securities Purchase Agreement with Tangiers Investors, LP dated July 24, 2013(35)
10.93	Memorandum of Understanding for Advance Sale of Specimen Gold dated August 2, 2013(36)
10.94	Thirteen Month Secured Convertible Promissory Note with Typenex Co-Investment, LLC dated October 1, 2013(37)
10.95	Securities Purchase Agreement with Typenex Co-Investment, LLC dated October 1, 2013(37)
10.96	Nine Month Convertible Promissory Note with LG Capital Funding LLC dated October 7, 2013(38)
10.97	Securities Purchase Agreement with LG Capital Funding LLC dated October 7, 2013(38)
10.98	Amendment to the Modification and Extension Agreement with Ruby Development Company dated November 19, 2013(39)
10.99	Ruby Gold JV Agreement with Ruby Gold, Inc., dated January 9, 2014(40)
10.100	Twelve Month Convertible Redeemable Note with GEL Properties, LLC dated January 31, 2014(41)
10.101	Nine Month Convertible Redeemable Note with LG Capital Funding, LLC dated February 3, 2014(41)
10.102	Twelve Month Convertible Redeemable Note with Union Capital LLC dated March 13, 2014(42)
10.103	Nine Month Convertible Redeemable Note with LG Capital Funding, LLC dated March 13, 2014(42)
10.104	Six Month Convertible Promissory Note with Beaufort Capital Partners, LLC dated March 27, 2014(43)
10.105	Twelve Month Convertible Promissory Note with Caesar Capital Group, LLC dated April 10, 2014(44)

[Table of Contents](#)

10.106	Amendment to June 19, 2012 Convertible Promissory Note with Tangiers Investors dated April 22, 2014(45)
10.107	Amendment to October 2, 2012 Convertible Promissory Note with Tangiers Investors dated April 22, 2014(45)
10.108	Twelve Month Convertible Promissory Note with WHC Capital, LLC dated April 21, 2014(45)
10.109	Thirteen Month Secured Convertible Promissory Note with Typenex Co-Investment, LLC dated May 8, 2014(46)
10.110	Twelve Month Convertible Redeemable Note with LG Capital Funding, LLC dated May 9, 2014(46)
10.111	Six Month Convertible Promissory Note with JSJ Investments Inc. dated July 14, 2014(48)
10.112	Nine Month Convertible Promissory Note with KBM Worldwide, Inc. dated August 6, 2014(49)
10.113	Twelve Month Convertible Promissory Note with RLS Premiere Financial LLC dated August 7, 2014(49)
10.114	Twenty Four Month Convertible Promissory Note with JMJ Financial dated September 3, 2014(50)
10.115	Twelve Month Convertible Promissory Note with KBM Worldwide, Inc. dated September 3, 2014(50)
10.116	Master Loan and Security Agreement with Tangiers Investors dated December 5, 2014(51)
14	Code of Ethics(1)
21.1	Subsidiaries of the Registrant(19)
23.3	Consent of Geologist(6)
31.1*	<a href="#">Rule 13a-14(a)/15d-14(a) Certification by the Chief Executive Officer and Chief Financial Officer</a>
32.1*	<a href="#">Certification by the Chief Executive Officer and Chief Financial Officer pursuant to 18 U.S.C. Section 1350, as adopted pursuant to Section 906 of the Sarbanes-Oxley Act of 2002</a>
95.1*	<a href="#">Mine Safety Disclosures</a>
101.INS*	XBRL Instance Document
101.SCH*	XBRL Taxonomy Extension Schema
101.CAL*	XBRL Taxonomy Extension Calculation Linkbase
101.DEF*	XBRL Taxonomy Extension Definition Linkbase
101.LAB*	XBRL Taxonomy Extension Label Linkbase
101.PRE*	XBRL Taxonomy Extension Presentation Linkbase

\* Filed herewith.

(1)Previously filed with the Company's initial filing of Form S-1, SEC file number 333-164860, filed on February 11, 2010, and incorporated by this reference as an exhibit to this Form 10-K.

(2)Previously filed with the Company's filing of Form S-1/A, SEC file number 333-164860, filed on June 16, 2010, and incorporated by this reference as an exhibit to this Form 10-K.

(3)Previously filed with the Company's filing of Form S-1/A, SEC file number 333-164860, filed on July 21, 2010, and incorporated by this reference as an exhibit to this Form 10-K.

(4)Previously filed with the Company's filing of Form S-1/A, SEC file number 333-164860, filed on August 20, 2010, and incorporated by this reference as an exhibit to this Form 10-K.

(5)Previously filed with the Company's filing of Form S-1/A, SEC file number 333-164860, filed on September 17, 2010, and incorporated by this reference as an exhibit to this Form 10-K.

(6)Previously filed with the Company's filing of Form S-1/A, SEC file number 333-164860, filed on October 4, 2010, and incorporated by this reference as an exhibit to this Form 10-K.

(7)Previously filed with the Company's filing of Form S-1/A, SEC file number 333-164860, filed on November 2, 2010, and incorporated by this reference as an exhibit to this Form 10-K.

(8)Previously filed with the Company's filing of Form 8-K, SEC file number 000-54213, filed on January 4, 2011, and incorporated by this reference as an exhibit to this Form 10-K.

(9)Previously filed with the Company's filing of Form 8-K, SEC file number 000-54213, filed on January 7, 2011, and incorporated by this reference as an exhibit to this Form 10-K.

(10)Previously filed with the Company's filing of Form S-1, SEC file number 333-171603, filed on January 7, 2011, and incorporated by this reference as an exhibit to this Form 10-K.

(11)Previously filed with the Company's filing of Form 8-K, SEC file number 000-54213, filed on February 1, 2011, and incorporated by this reference as an exhibit to this Form 10-K.

(12)Previously filed with the Company's filing of Form 8-K, SEC file number 000-54213, filed on March 4, 2011, and incorporated by this reference as an exhibit to this Form 10-K.

[Table of Contents](#)

- (13) Previously filed with the Company's filing of Form 8-K, SEC file number 000-54213, filed on March 10, 2011, and incorporated by this reference as an exhibit to this Form 10-K.
- (14) Previously filed with the Company's filing of Form 8-K, SEC file number 000-54213, filed on April 1, 2011, and incorporated by this reference as an exhibit to this Form 10-K.
- (15) Previously filed with the Company's filing of Form 8-K, SEC file number 000-54213, filed on April 25, 2011, and incorporated by this reference as an exhibit to this Form 10-K.
- (16) Previously filed with the Company's filing of Form 8-K, SEC file number 000-54213, filed on July 1, 2011, and incorporated by this reference as an exhibit to this Form 10-K.
- (17) Previously filed with the Company's filing of Form 8-K, SEC file number 000-54213, filed on January 5, 2012, and incorporated by this reference as an exhibit to this Form 10-K.
- (18) Previously filed with the Company's filing of Form 8-K, SEC file number 000-54213, filed on February 8, 2012, and incorporated by this reference as an exhibit to this Form 10-K.
- (19) Previously filed with the Company's filing of Form 10-K, SEC file number 000-54213, filed on March 12, 2012, and incorporated by this reference as an exhibit to this Form 10-K.
- (20) Previously filed with the Company's filing of Form 8-K, SEC file number 000-54213, filed on March 21, 2012, and incorporated by this reference as an exhibit to this Form 10-K.
- (21) Previously filed with the Company's filing of Form 8-K, SEC file number 000-54213, filed on June 19, 2012, and incorporated by this reference as an exhibit to this Form 10-K.
- (22) Previously filed with the Company's filing of Form 8-K, SEC file number 000-54213, filed on July 13, 2012, and incorporated by this reference as an exhibit to this Form 10-K.
- (23) Previously filed with the Company's filing of Form 8-K, SEC file number 000-54213, filed on July 16, 2012, and incorporated by this reference as an exhibit to this Form 10-K.
- (24) Previously filed with the Company's filing of Form 8-K, SEC file number 000-54213, filed on July 30, 2012, and incorporated by this reference as an exhibit to this Form 10-K.
- (25) Previously filed with the Company's filing of Form 8-K, SEC file number 000-54213, filed on August 3, 2012, and incorporated by this reference as an exhibit to this Form 10-K.
- (26) Previously filed with the Company's filing of Form 8-K, SEC file number 000-54213, filed on October 3, 2012, and incorporated by this reference as an exhibit to this Form 10-K.
- (27) Previously filed with the Company's filing of Form 8-K, SEC file number 000-54213, filed on October 25, 2012, and incorporated by this reference as an exhibit to this Form 10-K.
- (28) Previously filed with the Company's filing of Form 8-K, SEC file number 000-54213, filed on November 27, 2012, and incorporated by this reference as an exhibit to this Form 10-K.
- (29) Previously filed with the Company's filing of Form 8-K, SEC file number 000-54213, filed on November 28, 2012, and incorporated by this reference as an exhibit to this Form 10-K.
- (30) Previously filed with the Company's filing of Form 8-K, SEC file number 000-54213, filed on December 28, 2012, and incorporated by this reference as an exhibit to this Form 10-K.
- (31) Previously filed with the Company's filing of Form 8-K, SEC file number 000-54213, filed on February 5, 2013, and incorporated by this reference as an exhibit to this Form 10-K.
- (32) Previously filed with the Company's filing of Form 10-K, SEC file number 000-54213, filed on March 28, 2013, and incorporated by this reference as an exhibit to this Form 10-K.
- (33) Previously filed with the Company's filing of Form 8-K, SEC file number 000-54213, filed on June 5, 2013, and incorporated by this reference as an exhibit to this Form 10-K.

[Table of Contents](#)

- (34) Previously filed with the Company's filing of Form 8-K, SEC file number 000-54213, filed on June 24, 2013, and incorporated by this reference as an exhibit to this Form 10-K.
- (35) Previously filed with the Company's filing of Form 8-K, SEC file number 000-54213, filed on July 24, 2013, and incorporated by this reference as an exhibit to this Form 10-K.
- (36) Previously filed with the Company's filing of Form 8-K, SEC file number 000-54213, filed on August 9, 2013, and incorporated by this reference as an exhibit to this Form 10-K.
- (37) Previously filed with the Company's filing of Form 8-K, SEC file number 000-54213, filed on October 4, 2013, and incorporated by this reference as an exhibit to this Form 10-K.
- (38) Previously filed with the Company's filing of Form 8-K, SEC file number 000-54213, filed on October 11, 2013, and incorporated by this reference as an exhibit to this Form 10-K.
- (39) Previously filed with the Company's filing of Form 8-K, SEC file number 000-54213, filed on November 20, 2013, and incorporated by this reference as an exhibit to this Form 10-K.
- (40) Previously filed with the Company's filing of Form 8-K, SEC file number 000-54213, filed on January 10, 2014, and incorporated by this reference as an exhibit to this Form 10-K.
- (41) Previously filed with the Company's filing of Form 8-K, SEC file number 000-54213, filed on February 6, 2014, and incorporated by this reference as an exhibit to this Form 10-K.
- (42) Previously filed with the Company's filing of Form 8-K, SEC file number 000-54213, filed on March 14, 2014, and incorporated by this reference as an exhibit to this Form 10-K.
- (43) Previously filed with the Company's filing of Form 8-K, SEC file number 000-54213, filed on April 2, 2014, and incorporated by this reference as an exhibit to this Form 10-K.
- (44) Previously filed with the Company's filing of Form 8-K, SEC file number 000-54213, filed on April 14, 2014, and incorporated by this reference as an exhibit to this Form 10-K.
- (45) Previously filed with the Company's filing of Form 8-K, SEC file number 000-54213, filed on April 23, 2014, and incorporated by this reference as an exhibit to this Form 10-K.
- (46) Previously filed with the Company's filing of Form 8-K, SEC file number 000-54213, filed on May 14, 2014, and incorporated by this reference as an exhibit to this Form 10-K.
- (47) Previously filed with the Company's filing of Form 8-K, SEC file number 000-54213, filed on December 12, 2014, and incorporated by this reference as an exhibit to this Form 10-K.
- (48) Previously filed with the Company's filing of Form 8-K, SEC file number 000-54213, filed on July 17, 2014, and incorporated by this reference as an exhibit to this Form 10-K.
- (49) Previously filed with the Company's filing of Form 8-K, SEC file number 000-54213, filed on August 12, 2014, and incorporated by this reference as an exhibit to this Form 10-K.
- (50) Previously filed with the Company's filing of Form 8-K, SEC file number 000-54213, filed on September 12, 2014, and incorporated by this reference as an exhibit to this Form 10-K.
- (51) Previously filed with the Company's filing of Form 8-K, SEC file number 000-54213, filed on December 12, 2014, and incorporated by this reference as an exhibit to this Form 10-K.
- (52) Previously filed with the Company's filing of Form 8-K, SEC file number 000-54213, filed on February 13, 2015, and incorporated by this reference as an exhibit to this Form 10-K.

**Exhibit 31.1**

**CERTIFICATION OF PRINCIPAL EXECUTIVE OFFICER  
CERTIFICATION OF PRINCIPAL FINANCIAL OFFICER  
(Pursuant to Section 302 of the Sarbanes-Oxley Act of 2002)**

I, Perry Leopold, hereby certify that:

- (1) I have reviewed this Annual Report on Form 10-K for the period ended December 31, 2014 (the "report") of North Bay Resources Inc.;
- (2) Based on my knowledge, this report does not contain any untrue statement of a material fact or omit to state a material fact necessary to make the statements made, in light of the circumstances under which such statements were made, not misleading with respect to the period covered by this report;
- (3) Based on my knowledge, the consolidated financial statements, and other financial information included in this report, fairly present in all material respects the financial condition, results of operations and cash flows of the registrant as of, and for, the periods presented in this report;
- (4) The registrant's other certifying officer(s) and I are responsible for establishing and maintaining disclosure controls and procedures (as defined in Exchange Act Rules 13a-15(e) and 15d-15(e)) for the registrant and internal control over financial reporting (as defined in Exchange Act Rules 13a-15(f) and 15d-15(f)) for the registrant and have:
  - (a) Designed such disclosure controls and procedures, or caused such disclosure controls and procedures to be designed under our supervision, to ensure that material information relating to the registrant, including its consolidated subsidiaries, is made known to us by others within those entities, particularly during the period in which this report is being prepared;
  - (b) Designed such internal control over financial reporting, or caused such internal control over financial reporting to be designed under our supervision, to provide reasonable assurance regarding the reliability of financial reporting and the preparation of consolidated financial statements for external purposes in accordance with generally accepted accounting principles;
  - (c) Evaluated the effectiveness of the registrant's disclosure controls and procedures and presented in this report our conclusions about the effectiveness of the disclosure controls and procedures, as of the end of the period covered by this report based on such evaluation; and
  - (d) Disclosed in this report any change in the registrant's internal control over financial reporting that occurred during the registrant's most recent fiscal quarter (the registrant's fourth fiscal quarter in the case of an annual report) that has materially affected, or is reasonably likely to materially affect, the registrant's internal control over financial reporting; and
- (5) The registrant's other certifying officers and I have disclosed, based on our most recent evaluation of internal control over financial reporting, to the registrant's auditors and the audit committee of registrant's board of directors (or persons performing the equivalent functions):
  - (a) All significant deficiencies in the design or operation of internal control over financial reporting which are reasonably likely to adversely affect the registrant's ability to record, process, summarize and report financial information; and
  - (b) Any fraud, whether or not material, that involves management or other employees who have a significant role in the registrant's internal control over financial reporting.

Dated: March 31, 2015

*/s/ Perry Leopold*

---

Perry Leopold  
Chief Executive Officer and Chief Financial Officer

**Exhibit 32.1**

**CERTIFICATION PURSUANT TO 18 U.S.C. SECTION 1350  
(Pursuant to Section 906 of the Sarbanes-Oxley Act of 2002)**

In connection with the Annual Report on Form 10-K for the year ended December 31, 2014 of North Bay Resources Inc. (the "Company") as filed with the Securities and Exchange Commission on the date hereof (the "Report") and pursuant to 18. U.S.C. Section 1350, as adopted pursuant to Section 906 of the Sarbanes-Oxley Act of 2002, I, Perry Leopold, Chief Executive Officer of the Company, certify, that to my knowledge:

1. The Report fully complies with the requirements of Section 13(a) or 15(d) of the Securities Exchange Act of 1934, as amended; and
2. The information contained in the Report fairly presents, in all material respects, the financial condition and results of operations of the Company.

/s/ Perry Leopold

Perry Leopold,  
Chief Executive Officer and Chief Financial Officer

Date: March 31, 2015



## MINE SAFETY DISCLOSURES

The operation of the Company's domestic aggregates quarries and mines is subject to regulation by the federal Mine Safety and Health Administration (MSHA) under the Federal Mine Safety and Health Act of 1977 (the "Mine Act"). MSHA inspects the Company's quarries and mines on a regular basis and issues various citations and orders when it believes a violation has occurred under the Mine Act. Whenever MSHA issues a citation or order, it also generally proposes a civil penalty, or fine, related to the alleged violation. Citations or orders may be contested and appealed, and as part of that process, are often reduced in severity and amount, and are sometimes dismissed.

Under the Dodd-Frank Wall Street Reform and Consumer Protection Act (the "Dodd-Frank Act"), the Company is required to present information regarding certain mining safety and health citations which MSHA has issued with respect to its aggregates mining operations in its periodic reports filed with the Securities and Exchange Commission (SEC). In evaluating this information, consideration should be given to factors such as: (i) the number of citations and orders will vary depending on the size of the quarry or mine and types of operations (underground or surface), (ii) the number of citations issued will vary from inspector to inspector and location to location, and (iii) citations and orders can be contested and appealed, and in that process, may be reduced in severity and amount, and are sometimes dismissed.

The Company has provided the information below in response to the SEC's rules and regulations issued under the provisions of the Dodd-Frank Act. The disclosures reflect U.S. mining operations only, as the requirements of the Dodd-Frank Act and the SEC rules and regulations thereunder do not apply to the Company's quarries and mines operated outside the United States.

The Company presents the following items regarding certain mining safety and health matters for the year ended December 31, 2014:

- Total number of violations of mandatory health or safety standards that could significantly and substantially contribute to the cause and effect of a mine safety or health hazard under section 104 of the Mine Act for which the Company has received a citation from MSHA (hereinafter, "Section 104 S&S Citations"). If MSHA determines that a violation of a mandatory health or safety standard is likely to result in a reasonably serious injury or illness under the unique circumstance contributed to by the violation, MSHA will classify the violation as a "significant and substantial" violation (commonly referred to as a "S&S" violation). MSHA inspectors will classify each citation or order written as a "S&S" violation or not.
  - Total number of orders issued under section 104(b) of the Mine Act (hereinafter, "Section 104(b) Orders"). These orders are issued for situations in which MSHA determines a previous violation covered by a Section 104(a) citation has not been totally abated within the prescribed time period, so a further order is needed to require the mine operator to immediately withdraw all persons (except authorized persons) from the affected area of a quarry or mine.
  - Total number of citations and orders for unwarrantable failure of the mine operator to comply with mandatory health or safety standards under Section 104(d) of the Mine Act (hereinafter, "Section 104(d) Citations and Orders"). These violations are similar to those described above, but the standard is that the violation could significantly and substantially contribute to the cause and effect of a safety or health hazard, but the conditions do not cause imminent danger, and the MSHA inspector finds that the violation is caused by an unwarranted failure of the operator to comply with the health and safety standards.
  - Total number of flagrant violations under section 110(b)(2) of the Mine Act (hereinafter, "Section 110(b) Violations"). These violations are penalty violations issued if MSHA determines that violations are "flagrant", for which civil penalties may be assessed. A "flagrant" violation means a reckless or repeated failure to make reasonable efforts to eliminate a known violation of a mandatory health or safety standard that substantially and proximately caused, or reasonably could have been expected to cause, death or serious bodily injury.
-

- Total number of imminent danger orders issued under section 107(a) of the Mine Act (hereinafter, “107(a) Orders”). These orders are issued for situations in which MSHA determines an imminent danger exists in the quarry or mine and results in orders of immediate withdrawal of all persons (except certain authorized persons) from the area of the quarry or mine affected by its condition until the imminent danger and the underlying conditions causing the imminent danger no longer exist.
- Total dollar value of proposed assessments from MSHA under the Mine Act. These are the amounts of proposed assessments issued by MSHA with each citation or order for the time period covered by the reports. Penalties are assessed by MSHA according to a formula that considers a number of factors, including the mine operator’s history, size, negligence, gravity of the violation, good faith in trying to correct the violation promptly, and the effect of the penalty on the operator’s ability to continue in business.
- Total number of mining-related fatalities. Mines subject to the Mine Act are required to report all fatalities occurring at their facilities unless the fatality is determined to be “non-chargeable” to the mining industry. The final rules of the SEC require disclosure of mining-related fatalities at mines subject to the Mine Act. Only fatalities determined by MSHA not to be mining-related may be excluded.
- Receipt of written notice from MSHA of a pattern (or a potential to have such a pattern) of violations of mandatory health or safety standards that are of such nature as could have significantly and substantially contributed to the cause and effect of other mine health or safety hazards under Section 104(e) of the Mine Act. If MSHA determines that a mine has a “pattern” of these types of violations, or the potential to have such a pattern, MSHA is required to notify the mine operator of the existence of such a thing.
- Legal actions pending as of the last day of period.
- Legal actions initiated during period.
- Legal actions resolved during period.

The Federal Mine Safety and Health Review Commission (the “Commission”) is an independent adjudicative agency that provides administrative trial and appellate review of legal disputes arising under the Mine Act. The cases may involve, among other questions, challenges by operators to citations, orders and penalties they have received from MSHA, or complaints of discrimination by miners under Section 105 of the Mine Act. Appendix 1 shows, for each of the Company’s quarries and mines identified, as of December 31, 2014, the number of legal actions pending before the Commission, along with the number of legal actions initiated before the Commission during the quarter as well as resolved during the quarter. In addition, Appendix 1 includes a footnote to the column for legal actions before the Commission pending as of the last day of the period, which footnote breaks down that total number of legal actions pending by categories according to the type of proceeding in accordance with various categories established by the Procedural Rules of the Commission.

The Company’s sole operating mine in the US is the Ruby Mine in Sierra County, California. The following table provides information for the year ended December 31, 2014:

Location	MSHA ID	Section 104 S&S Citations (#)	Section 104(b) Orders (#)	Section 104(d) Citations and Orders (#)	Section 110(b)(2) Violations (#)	Section 107(a) Orders (#)	MSHA Assessments / Proposed Assessments (\$)	Mining-Related Fatalities (#)	Received	Received	Legal	Legal Actions Initiated During Period (#)	Legal Actions Resolved During Period (#)
									Notice of Pattern of Violation under Section 104(e) (yes/no)	to Have Pattern of Violation under Section 104(e) (yes/no)	Actions Pending as of Last Day of Period (#)		
Ruby Mine	04-03108	1	0	0	0	0	\$ 1,150	0	no	no	0	0	0